

October 2016

Ordinary Meeting Agenda



**Notice is hereby given that an Ordinary Meeting will be held at the Council Chambers,
Civic Centre, Julia Creek on 14th October 2016 at 9:00am.**

ORDER OF BUSINESS

1. Opening	2
2. Attendance	2
3. Confirmation of Minutes	2
4. Business Arising out of minutes of previous Meetings	16
<u>5. ENGINEERING REPORT</u>	17
Engineering Revenue and Expenditure	17
Engineering Capitol works	18
5.1 Report – Engineering Monthly Report	31
5.2 Report – TIDS Program: 2016/2017 – 2019/2020	42
5.3 Report – Caravan Park, Nature Trail and Creek Expansion	44
5.4 Report – Dodge Hearse Restoration	46
5.5 Report – Flood Warning Network	48
5.6 Report – Water Supply Fluoride Levels	50
5.7 Report – Combo Water Hole access	54
5.8 Report - Remote Airstrips Upgrade Funding (Late agenda item)	
<u>6. ENVIRONMENT AND REGULATORY SERVICES REPORT</u>	55
Environmental Revenue and Expenditure	55
Environmental Capital Works	56
6.1 Report – Environment and Regulatory Services Monthly Report	69
6.2 Report – Nelia Lease (Late Agenda item)	
6.3 Report – McKinlay Land Purchase (late agenda item)	
<u>7. COMMUNITY SERVICES REPORT</u>	79
Community Services Revenue and Expenditure	79
Community and Corporate Services Capital Works	80
7.1 Report – Middle School – Student Enrolment	95
7.2 Report – Rural Support Officer Program	97
<u>8. CORPORATE SERVICES REPORT</u>	99
Corporate Service Revenue and Expenditure	99
8.1 Report – Enterprise Risk Management Policy	104
<u>9. CHIEF EXECUTIVE OFFICER REPORT</u>	112
CEO Revenue and Expenditure	112
9.1 Report – Local Government Remuneration	115
9.2 Report – Minister Deputation State LGAQ Conference 2016	117
9.3 Report – 2017 Australia Day Ambassador Program	119
10. Work Place Health and Safety	121
11. Media and Correspondence In	124
12. Members Business	124
13. Close	124

1. OPENING BUSINESS

All Councillors having signed the Attendance Book, the Mayor declared the meeting open at

2. ATTENDANCE

Mayor: Cr. B Murphy
Members: Cr. N. Walker, Cr. P. Curr, Cr. J. Fegan, Cr. S. Royes

Staff:

Chief Executive Officer Mr Peter Fitchat
Director Corporate and Community Services Ms Tenneil Cody
Director of Engineering Mr. Brian Wood
Director Environment and Regulatory Services Mr. Bob Savage
Executive Assistant: Mrs. Linda McNab

Other people in attendance:

3. CONFIRMATION OF MINUTES

That the Minutes of Ordinary Meeting on 20th September 2016 be confirmed.

MCKINLAY SHIRE COUNCIL

UNCONFIRMED MINUTES

OF THE ORDINARY MEETING OF COUNCIL

HELD AT THE

BOARD ROOM, CIVIC CENTRE JULIA CREEK

20th September 2016

ORDER OF BUSINESS

1. Opening	3
2. Attendance	3
3. Confirmation of Minutes	3
4. Business Arising out of minutes of previous Meetings	3
<u>5. ENGINEERING REPORT</u>	3
5.1 Report – Engineering Report	3
5.2 Report - NDRAA 2016 Event Program Services	4
<u>6. ENVIRONMENT AND REGULATORY SERVICES REPORT</u>	4
6.1 Report – Environmental and Regulatory Services August Report	4
<u>7. COMMUNITY SERVICES REPORT</u>	4
7.1 Report – Community Services Report	4
7.2 Report - Sponsorship Request – Mid West Sports Association	5
7.3 Report – Sponsorship Request – McKinlay Shire Annual Challenge	5
7.4 Report – Sponsorship Request – McKinlay Shire Annual Challenge Transfer	5
7.5 Report – Pool Fees for School	6
7.6 Report - Combined Sporting Association MOU	6
<u>8. CORPORATE SERVICES REPORT</u>	7
8.1 Report – Corporate Services Report	7
8.2 Report – Updated Organisational Structure	7
8.3 Report - Request to Write Off General Debtor Account	7
8.4 Report - 2016-17 Grants and Subsidies Programs	7
<u>9. CHIEF EXECUTIVE OFFICER REPORT</u>	8
9.1 Report – Chief Executive Officer’s report	9
9.2 Report – Annual ARTN Convention 25th -27th October 2016	9
9.3 Report – Outback Queensland Tourism Association Symposium and Awards 2016	10
9.4 Report – National Local Roads and Transport Congress 2016	10
9.5 Report – Queensland Tourism Awards	11
9.6 Report – Christmas Period Closure for Council 2016-17	11
9.7 Report – Fourth Quarter Review of the 2015-2016 Operational Plan	12
9.8 Report - Proposed Auction - Sale of Land for Overdue Rates by McKinlay Shire Council - 84 Burke Street, Julia Creek [KINGCO-KINGDB.FID170123]	12
9.9 Report – Transport and Tourism Connections (TCC) Tourist Road to Combo Waterhole (Second Project)	13
9.10 Report - Aurizon - Julia Creek - sale to Council (Lot 53, 58 SP107207 and Lot 543 SP107200).	14
10. Work Place Health and Safety – August Report	14
11. Members Business	14
12. Close	15

5.2 NDRAA 2016 Event Program Services

AECOM has submitted a proposal for Program management (PM) and Construction management (CM) as an extension to initial proposal accepted dated 14 April 2014, as required for the planning, management and delivery of the 2016 NDRRA approved works. The recommended value for MSC NDRRA restoration of essential public assets is \$5.792M

Recommendation:

That Council extend AECOM's current NDRRA 2014 and 2015 event program services, including program management and construction management, and where agreed, other associated delivery services, for the activated 2016 event (Dec 2015 – Jan 2016).

Moved Cr. N Walker

Seconded Cr. P Curr

That Council extend AECOM's current NDRRA 2014 and 2015 event program services, including program management and construction management, and where agreed, other associated delivery services, for the activated 2016 event (Dec 2015 – Jan 2016).

CARRIED 5/0

Resolution No.58/1617

Attendance – Director of Engineering Mr Brian Wood left the meeting and Interim Director of Environment and Regulatory Services Mr Robert Savage entered the meeting at 9:46am

9. ENVIRONMENT AND REGULATORY SERVICES REPORT

6.1 Environment and Regulatory Works Report – August 2016

This report outlines the general activities, revenue and expenditure for the department for the period of August 2016 and generally up to date of writing this report.

Moved Cr. J Fegan

Seconded Cr. N Walker

That Council receive the August 2016 Environment and Regulatory Services Works Report.

CARRIED 5/0

Resolution No.59/1617

ADJOURNMENT: 10:13am - 10:23am The Mayor adjourned the meeting for morning tea. Director Environment and Regulatory Services Robert Savage left the meeting.

Attendance – Director of Corporate and Community Services Mrs Tenneil Cody entered the meeting at 10:24am

10. COMMUNITY SERVICES REPORT

7.1 Community Services Report

Moved Cr. P Curr

Seconded Cr. S Royes

That Council receive the September Community Services Report.

CARRIED 5/0

Resolution No.60/1617

7.2 Sponsorship Request – Mid West Sports Association

Council is presented with a Donation Request from Mid West Sports Association, in accordance with requirements of Council policy.

Recommendation:

That Council approve a donation of \$3000 as a contribution to the project of upgrading all uniforms related to the sports activities of the Mid West Sports Association.

Moved Cr. S Royes

Seconded Cr. J Fegan

That Council approve up to a maximum donation of \$3000 and delegate to the Director of Corporate and Community Services the authority to determine the final amount based on provision of itemised budget.

CARRIED 5/0

Resolution No.61/1617

7.3 Sponsorship Request – McKinlay Shire Annual Challenge

Council is presented with a request from McKinlay Shire Annual Challenge, in accordance with requirements of Council policy. The Challenge is to be held the weekend of 23 – 25 September.

Recommendation:

That Council ratifies the decision made as a ‘quick response’ during the Council Briefing meeting, held 6 September, 2016;

That Council approve sponsorship of approx., \$3,700 for the waiving of all hire fees for chairs and tables and the use of the McIntyre Racecourse as a contribution to the McKinlay Shire Annual Challenge. The exact amount will be calculated and confirmed before 12 September 2016.

Moved Cr. P Curr

Seconded Cr. N Walker

That Council ratifies the decision made as a ‘quick response’ during the Council Briefing meeting, held 6 September, 2016;

That Council approve sponsorship of approx., \$3,700 for the waiving of all hire fees for chairs and tables and the use of the McIntyre Racecourse as a contribution to the McKinlay Shire Annual Challenge. The exact amount will be calculated and confirmed before 12 September 2016.

CARRIED 5/0

Resolution No.62/1617

7.4 Sponsorship Request – McKinlay Shire Annual Challenge Transfer

Council is presented with a request from McKinlay Shire Annual Challenge, in accordance with requirements of Council policy. The Challenge is to be held the weekend of 23 – 25 September.

Recommendation:

That Council ratifies the decision made as a ‘quick response’ during the Council Briefing meeting, held 6 September, 2016;

That Council approve the re-allocation of the \$5000 Drought money, from Western Riding Club to the new committee of McKinlay Shire Annual Challenge. The exact expenditure to be confirmed with Council staff, before 12 September, 2016 but likely to include ambulance fees and hay for stock.

Moved Cr. N Walker

Seconded Cr. P Curr

That Council ratifies the decision made as a ‘quick response’ during the Council Briefing meeting, held 6 September, 2016;

That Council approve the re-allocation of the \$5000 Drought money, from Western Riding Club to the new committee of McKinlay Shire Annual Challenge. The exact expenditure to be confirmed with Council staff, before 12 September, 2016 but likely to include ambulance fees and hay for stock.

CARRIED 5/0

Resolution No.63/1617

7.5 Pool fees for schools

Council is presented with a request to amend the Fees and Charges policy for 2016-2017.

Recommendation:

That Council amend the pool entry fees, by adding the following school discount:

School group swim lessons \$50 per day

School hire \$220

Moved Cr. J Fegan

Seconded Cr. P Curr

That Council amend the pool entry fees, by adding the following school discount:

School group swim lessons \$50 per day

School hire \$220

CARRIED 5/0

Resolution No.64/1617

7.6 Combined Sporting Association MOU

Council entered into a Memorandum of Understanding (MOU) with the Julia Creek Combined Sporting Association (CSA) in 2014. The MOU recently expired and a new MOU has been drafted and now seeks Councils endorsement.

Recommendation:

That Council endorses the Memorandum of Understanding with the Julia Creek Combined Sporting Association dated.

Moved Cr. P Curr

Seconded Cr. N Walker

That Council endorses the Memorandum of Understanding with the Julia Creek Combined Sporting Association dated.

CARRIED 5/0

Resolution No.65/1617

8. CORPORATE SERVICES REPORT

8.1 Corporate Services Report

Moved Cr. S Royes

Seconded Cr. J Fegan

That Council receive the September Corporate Services Report.

CARRIED 5/0

Resolution No. 66/1617

8.2 Updated Organisational Structure

With the impending advertising of the Director of Environment and Regulatory Services position, the Chief Executive Officer has reviewed the position description along with the organizational structure. To this end, Council is presented with an updated organisational structure for consideration.

Recommendation:

That Council adopts the McKinlay Shire Council Organisational Structure - Version 2.3 as presented.

Moved Cr. S Royes

Seconded Cr. P Curr

That Council adopts the McKinlay Shire Council Organisational Structure - Version 2.3 as presented.

CARRIED 5/0

Resolution No.67/1617

8.3 Request to Write Off General Debtor Account

Request to Council to write off outstanding general debtor account of \$240.24 as per requirement of Debtor Policy.

Recommendation:

That Council write off the outstanding general debt of \$240.24 for invoice number 18039.

Moved Cr. N Walker

Seconded Cr. J Fegan

That Council write off the outstanding general debt of \$240.24 for invoice number 18039.

CARRIED 5/0

Resolution No.68/1617

8.4 2016-17 Grants and Subsidies Programs

Deputy Premier and Minister for Infrastructure, Local Government and Planning and Minister for Trade and Investment has released the 2016-17 application based grant and subsidy programs for the following programs:

- Community Resilience Fund
- Local Government Grants and Subsidies Program
- Natural Disaster Resilience Program

This report is presented to Council for their deliberation of suggested projects to be submitted under the three subsidy programs.

Recommendation:

That Council endorses the following projects for funding:

Community Resilience Fund - McKinlay water Upgrade \$529,000 (stage 1)

Local Government Grants and Subsidies Program - Burke Street Shade Sails \$250,000

Natural Disaster Resilience Program – Generator for the Civic Centre \$75,295.52 (Disaster Coordination Centre)

Moved Cr. N Walker

Seconded Cr. J Fegan

That Council endorses the following projects for funding:

- Community Resilience Fund - McKinlay water Upgrade \$529,000 (stage 1)
- Local Government Grants and Subsidies Program - Burke Street Shade Sails \$250,000
- Natural Disaster Resilience Program – Generator for the Civic Centre \$75,295.52 (Disaster Coordination Centre)

CARRIED 5/0

Resolution No.69/1617

9. CHIEF EXECUTIVE OFFICERS REPORT

Director of Corporate and Community Services presented a late agenda item.

The following report is CONFIDENTIAL in accordance with *Section 275 1 (b) of the Local Government Regulation 2012*, which provides for a local government to resolve that a meeting be closed to the public if its Councillors consider it necessary to discuss :

(b) industrial matters affecting employees;

PROCEDURAL MOTION

Moved Cr. N Walker

Seconded Cr. J Fegan

That Council resolve that the meeting be closed to the public under section 275 1(b) of the Local Government Regulation 2012.

CARRIED 5/0

Resolution No. 70/1516

Closure of meeting 11:01am

Attendance – Executive Assistant left the meeting at 11:01am

PROCEDURAL MOTION

Moved Cr. S Royes

Seconded Cr. J Fegan

That Council resolve to re-open the meeting to the public.

CARRIED 5/0

Resolution No.71/1516

Re-opening of Meeting – 11:12am

Attendance – Executive Assistant re-entered the meeting at 11:15am

MOTION

Moved Cr. N Walker

Seconded Cr. P Curr

That Council considers the options of offering staff a wage increase, and grant a once off ex gratia payment to staff based on a 1.5% increase of their annual cash rate. Payment is to be made to employees who commenced employment with Council prior to 1st July 2016. For employees who commenced employment between 1st July 2015 and June 2016 the payment will be made on a pro rata basis, i.e. based on hours worked during the period.

CARRIED 5/0

Resolution No.72/1617

Attendance – Director of Corporate and Community Services Mrs Tenneil Cody left the meeting at 11:20am

9.1 Chief Executive Officers Report

Moved Cr. P Curr

Seconded Cr. N Walker

That Council receives the September Chief Executive Officer Report.

CARRIED 5/0

Resolution No.73/1617

9.2 Annual ARTN Convention 25th - 27th October 2016

Council is presented with a report for the attendance of Cr. Belinda Murphy and Cr. Janene Fegan to the annual Australian Regional Tourism Network Convention in Roma 25th – 27th October 2016.

The Convention provides a forum to discuss debate and investigate issues, challenges and opportunities facing regional tourism. The Convention is for all sectors of the tourism industry to exchange ideas about ways to grow a sustainable regional destination and to showcase best practice success.

Delegates attending are generally from local government, Regional Tourism Organisations and State Tourism Organisations.

Recommendation:

That Council nominates Cr. Belinda Murphy and Cr. Janene Fegan to attend the ARTN 2016 Convention, 25-27 October 2016.

Moved Cr. P Curr

Seconded Cr. N Walker

That Council nominates Cr. Belinda Murphy and Cr. Janene Fegan to attend the ARTN 2016 Convention, 25-27 October 2016.

CARRIED 5/0

Resolution No.74/1617

9.3 Outback Queensland Tourism Association Symposium and Awards 2016

Council is presented with a request for Cr. Murphy and Cr Royes to attend the OQTA Symposium in Jundah and OQTA Awards in Windorah hosted by the Barcoo Shire Council 2nd – 6th November 2016.

Councillor Murphy would like to attend in her capacity as a board member of the OQTA and Cr. Royes as a council representative with her Community services Portfolio for the Awards ceremony due to various submissions from McKinlay Shire Council for awards.

Recommendation:

That Council nominates Cr. Belinda Murphy and Cr. Shauna Royes to attend the OQTA awards and symposium 2nd – 6th November 2016

Moved Cr. J Fegan

Seconded Cr. N Walker

That Council nominates Cr. Belinda Murphy and Cr. Shauna Royes to attend the OQTA awards and symposium 2nd – 6th November 2016

CARRIED 5/0

Resolution No.75/1617

9.4 National Local Roads and Transport Congress 2016

Council is presented with a request for Cr. Murphy to attend the 2016 National Local Roads and Transport Congress in Toowoomba, 9th – 11th November.

A key role of the event is to help the Australia Local Government Association (ALGA) Board develop informed policies that positively impact communities across the country. These have recently included new funding for bridges, a longer term commitment to the Roads to Recovery program as well as injection of extra funding for the program.

Local roads and bridges are Council's single largest area of expenditure and present the greatest challenge in terms of asset management and financial sustainability. This year's Congress, themed Local Infrastructure, Developing Regions, will focus on the value and importance of strong regional and local collaboration and how those connections contribute to Australia's economic competitiveness.

The Roads Congress will be an important opportunity for Cr. Murphy to engage with other Government bodies on how its policies will impact on the provision and maintenance of local roads as well as the broader infrastructure and transport agenda.

Recommendation:

That Council nominates Cr. Belinda Murphy to attend the 2016 National Local Roads and Transport congress in Toowoomba, 9th – 11th November.

Moved Cr. J Fegan

Seconded Cr. S Royes

That Council nominates Cr. Belinda Murphy to attend the 2016 National Local Roads and Transport Congress in Toowoomba, 9th – 11th November.

CARRIED 5/0

Resolution No.76/1617

9.5 2016 Queensland Tourism Awards

Council is presented with a report for the attendance of Cr. Belinda Murphy and Cr. Janene Fegan to the 2016 Queensland Tourism Awards being held in Brisbane 11th November.

The Queensland Tourism Awards recognise the outstanding achievements of the state's tourism industry, including individuals, businesses (industry operators) and events.

The Awards are a submission and inspection based program and provide the opportunity to publicly acknowledge and showcase Queensland's tourism operators. The Awards cover 29 categories ranging from attractions, events, tour and transport, accommodation, restaurants, culture, marketing and more.

McKinlay Shire Council have made submissions under the following categories:

- Destination marketing
- Visitor Information services

Recommendation:

That Council nominates Cr. Belinda Murphy and Cr. Janene Fegan to attend the 2016 Queensland Tourism Awards 11th November in Brisbane.

Moved Cr. N Walker

Seconded Cr. P Curr

That Council nominates Cr. Belinda Murphy and Cr. Janene Fegan to attend the 2016 Queensland Tourism Awards 11th November in Brisbane.

CARRIED 5/0

Resolution No.77/1617

9.6 Christmas Period Closure for Council 2016-17

Council is presented with a report for information purposes in relation to discussions held at Councils Briefing meeting held 6th September for the closure period of Council during the Christmas Holiday Period.

This report it to confirm discussions held and dates of closure to be set.

Recommendation:

That Council's Outside Workforce close for the Christmas period from Friday 16th December 2016 to reopen 16th January 201and Council Administration Office Closure from 23rd December 2016 reopening 3rd January 2017

Moved Cr. J Fegan

Seconded Cr. S Royes

That Council's Outside Workforce close for the Christmas period from Friday 16th December 2016 to reopen 16th January 201and Council Administration Office Closure from 23rd December 2016 reopening 3rd January 2017

CARRIED 5/0

Resolution No.78/1617

9.7 Fourth Quarter Review of the 2015-2016 Operational Plan

The fourth quarter assessment of Council's progress towards implementing the 2015-2016 Operational Plan is presented to Council.

Recommendation:

That Council accepts the fourth quarter review of the 2015-2016 Operational Plan.

Moved Cr. P Curr

Seconded Cr. N Walker

That Council accepts the fourth quarter review of the 2015-2016 Operational Plan.

CARRIED 5/0

Resolution No.79/1617

The following report is CONFIDENTIAL in accordance with *Section 275 1 (h) of the Local Government Regulation 2012*, which provides for a local government to resolve that a meeting be closed to the public if its Councillors consider it necessary to discuss :

(h) other business for which a public discussion would be likely to prejudice the interests of the local government or someone else, or enable a person to gain a financial advantage.

PROCEDURAL MOTION

Moved Cr. S Royes

Seconded Cr. J Fegan

That Council resolve that the meeting be closed to the public under section 275 1(h) of the Local Government Regulation 2012.

CARRIED 5/0

Resolution No.80/1516

Closure of meeting 11:19am

PROCEDURAL MOTION

Moved Cr. N Walker

Seconded Cr. S Royes

That Council resolve to re-open the meeting to the public.

CARRIED 5/0

Resolution No.81/1516

Re-opening of Meeting – 11:42am

9.8 Proposed Auction - Sale of Land for Overdue Rates by McKinlay Shire Council - 84 Burke Street, Julia Creek [KINGCO-KINGDB.FID170123]

This property known as the Town and Country Club was offered for sale by McKinlay Shire Council pursuant to its statutory power of sale contained in the *Local Government Regulation 2012*.

That McKinlay Shire Council sell the land located at 84 Burke Street, Julia Creek, more particularly described as Lot 7 on JC55713 and Lot 2 on SP250561 ("the Land") by way of auction for overdue rates and charges pursuant to section 140(2) of the Local Government Regulation 2012 by issuing a Notice of Intention to Sell, with an auction reserve and other terms of the process to be set by the Chief Executive Officer having regard to legal requirements, the land is sold to the purchaser free of all encumbrances, other than an encumbrance that confers rights on a State or government entity (in other words, it is the responsibility of potential purchasers to satisfy themselves that there are no encumbrances in favour of the State or government entity.

That land is sold free of all local government rates and charges accrued prior to the completion date.

- The Conditions of Sale (Attachment 1)
- Contract of Sale (Attachment 2)
- Auctioneer engagement (Attachment 3)
- Courier Mail Advert (Attachment 4)
- Notice of Sale (Attachment 5)

At 11:00am on 15th September the auction started and closed in on \$36,000.00 and then failed to reach reserve by 5:00pm and the decision was made to close the sale and through King and Co resume ownership through Chapter 4, Part 12, Division 3 of the *Local Government Regulation 2012* and Pursuant to section 145(4) of the *Local Government Regulation 2012*, and to take all further steps required under sections 141, 142, 143, 144, 145 and 146 of the Local Government Regulation 2012 to effect the sale of the Land.

Recommendation:

Council requests the CEO to continue with King and Co to have Lot 7 on Crown Plan JC55713 and Lot 2 on SP250561 transferred to McKinlay as the owner.

Moved Cr. P Curr

Seconded Cr. J Fegan

That Council requests the CEO to continue with King and Co to have Lot 7 on Crown Plan JC55713 and Lot 2 on SP250561 transferred to McKinlay as the owner.

After re-evaluation of the property the discussion will be referred back to Council for a final decision of it's future.

CARRIED 5/0

Resolution No.82/1617

9.9 Transport and Tourism Connections (TCC) Tourist Road to Combo Waterhole (Second Project)

The Minister for Main Roads, Road Safety and Ports and Minister for Energy, Biofuels and Water Supply have advised of a \$10 million fund – Transport and Tourism Connections (TCC). 3 million is available in 2016-17 and \$7 million is available in 2017-18.

The sites will be focused on Queensland's Strategic Drive Tourism routes or high trafficked regional tourist routes. Nominations will be managed under established Regional Roads and Transport (RRTG) processes and requires RRTG endorsement to progress. Nominations are due by October 2016 with an approved program by January 2017.

Recommendation:

That Council proceed with an application for Transport and Tourism Connection funding with endorsement under the RRTG process and that road gazettal of the route from the Landsborough Highway to the Combo Waterhole in either this financial year through quarterly budget adjustments or if not possible in the 2017-18 financial year.

Moved Cr. N Walker

Seconded Cr. J Fegan

That Council do not proceed with an application for Transport and Tourism Connection fund for the Combo Waterhole due to the financial commitment required by council of approximately \$800,000. Council would like to focus its funds on other beneficial priorities for residents on Shire roads.

CARRIED 5/0

Resolution No.83/1617

9.10 Aurizon - Julia Creek - sale to Council (Lot 53, 58 SP107207 and Lot 543 SP107200).

As discussed on Friday morning in Charters Tower at the MITEZ meeting on the 19th August 2016 with the Mayor and Aurizon's north Queensland representative, Tony Lucas, Carl Boron and myself regarding the current access/bypass road off Kynuna Road which traverses Aurizon's freehold land surrounding the QR spur line on the southern side of Julia Creek. This land is formally described as Lots 53 and 58 SP107207 and Lot 543 on SP107200, comprising 22.4855 hectares in total area.

Further to that meeting, Aurizon has now obtained a market valuation of this land with a view to progressing discussions regarding the Council's purchase of this land in order to secure permanent tenure over the access road. A copy of that report is attached for your information. The valuer has recognised a lack of directly comparable market evidence of value and has therefore applied a relatively wide valuation range of between \$112,500 and \$150,000 for the site.

I have informed Aurizon that I need to take this matter back to Council for consideration and decision at its meeting next week the 20th September 2016.

Recommendation:

That Council informs Aurizon that McKinlay Shire Council would be interested to proceed with purchase of this land, that Council request the CEO to obtain an independent Valuer then bring a report to Council to make a formal offer to purchase (Lot 53, 58 SP107207 and Lot 543 SP107200) based on that advice.

Moved Cr. N Walker

Seconded Cr. S Royes

That Council authorise the CEO to notify Aurizon that Council does not have the capacity to purchase the land at the valuated cost. That the Mayor and CEO have further discussion with Aurizon and QRail in relation to the safety issue of trains blocking residential, Ergon, commercial and rural access.

CARRIED 5/0

Resolution No.84/1617

10. WORK PLACE HEALTH AND SAFETY

Councillors were presented with the August Work Place Health and Safety Report.

11. MEMBERS BUSINESS

Council note the North Qld Local Government Association membership fees have increased by \$100.

Cr. Fegan – updates on HAP and CAN meetings. Hospital upgrades. Qld health to talk with Council on housing issues and provisions.

Cr. Royes:

- McKinlay Shire Drought Response Group. Teleconference to take place tomorrow 21st Sept.
- Suggested off leash dog park, community and tourism aspect.

Cr. Murphy:

- RRG and ROC meeting update, Sky muster survey, child care submission
- Tourism Britz motorhome sponsorship for OQTA conference
- Hall re-opening suggested invite through LGAQ ambassador program
- Ministerial responses for re-opening of Punchbowl bridge and Hall opening
- Water allocations will be announced on the 30th October for Flinders River tenders.
- Ergon energy issues. Solar for land holders, transformer box outside council and main street power lines.
- Meeting with Dirt N Dust and Tourism Events QLD on 29th Sept.
- Meeting with South32 in Townsville 29th Sept.
- Economic development within the Shire. Assisting businesses positively.
- Road trip to McKinlay and outcomes. Council housing for nurse. Council to work with Qld Health.
- CSIRO modelling on Iffley/Taldora Road for the beef road program.

12. CLOSURE OF MEETING

The Chair of the meeting, Cr. Belinda Murphy declared the meeting closed at 12:40pm

Cr Belinda Murphy
Mayor

4. BUSINESS ARISING OUT OF MINUTES FROM PREVIOUS MEETING

5. ENGINEERING SERVICES REPORT

Engineering Services Budget Statement

Revenue & Expenditure Totals Statement - September 2016

PROGRAM	REVENUE			EXPENDITURE		
	Actuals	%	Budget	Actuals	%	Budget
ENGINEERING ADMIN	\$ 604	0%	\$ 4,621,019	-\$ 88,626	-32%	\$ 273,650
Operational				-\$ 88,626		\$ 246,000
Depreciation				\$ -		\$ 27,650
ROAD MAINTENANCE	\$ 229,920	25%	\$ 919,739	\$ 205,018	5%	\$ 4,030,000
Operational				\$ 205,018		\$ 1,199,000
Depreciation				\$ -		\$ 2,831,000
FLOOD DAMAGE SHIRE ROADS	\$ 2,311,067	25%	\$ 9,157,932	\$ 858,991	8%	\$ 10,805,744
AIRPORT	\$ 8,169	27%	\$ 30,000	\$ 21,172	19%	\$ 114,000
Operational				\$ 21,172		\$ 87,000
Depreciation				\$ -		\$ 27,000
PLANT & WORKSHOP OPERATIONS	\$ 9,722	23%	\$ 43,000	-\$ 214,397	-36%	\$ 591,000
Operational				-\$ 214,397		-\$ 160,000
Depreciation				\$ -		\$ 751,000
RECOVERABLE WORKS	\$ 889,133	13%	\$ 6,832,608	\$ 2,272,938	33%	\$ 6,832,608
UTILITIES	\$ 290,922	29%	\$ 994,285	\$ 60,848	11%	\$ 550,300
Operational				\$ 60,848		\$ 323,800
Depreciation				\$ -		\$ 226,500
	\$ 3,739,537	17%	\$ 22,598,583	\$ 3,115,944	13%	\$ 23,197,302

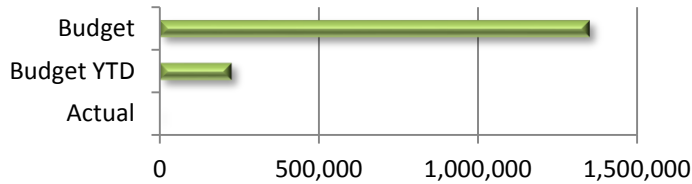
Capital Works Program 2016-2017 Version 1					
Infrastructure & Works	Job Cost #	Budget	Actual	Comments	
Roads					
Taldora Road - Pave 6m wide and seal 4m wide, 13 km long.	0460-1040-0004	1,000,000	210,808	\$100,931 Committed	
Punchbowl Road - Pave & seal (approx 4.5km)	0460-1040-0005	297,223	637		
Nelia Bunda Road - Pave & seal (approx 4km)	0460-1040-0008	313,019	2,013	\$26,884 committed	
Malpas Trenton Road - Gravel paving (approx 8km)	0460-1040-0009	237,779	32,358	\$14,544 committed	
Punchbowl Bridge Replacement	0460-1025-0000	3,188,075	528,847	\$772,673 Committed	
RESEAL Shire Road Network - Various shire roads & town streets	0460-1040-0001	200,000	1,980		
SEAL Shire Road Network - Various shire roads & town streets	0460-1040-0006	100,000	-	\$9,494 Committed	
Grid Replacement Program	0460-1030-0001	50,000	-		
Install Kerb & Channel - Replace old kerbs and channels in Julia Creek	0460-1100-0000	65,000	45,434		
TOTAL ROADS		5,451,096	822,077		
Wastewater					
Julia Creek Sewerage - Installation of sewage plant and fencing	0480-1900-0000	738,500	110,453	\$607,545 Committed	
Water					
Julia Creek Water - Replace old AC mains in Hickman, Goldring & Amberley Streets	0470-1800-items	75,000	-		
Kynuna Water Upgrades	0470-1820-0000	50,000	-		
McKinlay Water Upgrades	0470-1810-0000	529,000	-		
TOTAL WATER		654,000	-		

Transport					
Julia Creek Airport	0430-1300-0000	50,000	-		
Other					
Gannons Footpath	0460-1250-0000	40,000	33,984		
Plant & Vehicle Replacement	0440-4500-items	1,211,000	329,572		
Fleet Automatic Fuel System	0440-1550-0000	35,000	-		\$32,034 Committed
Depot Workshop - New shed next to the existing workshop	0420-4100-0018	67,000	-		\$65,713 Committed
TOTAL OTHER		1,353,000	363,556		
Community Services & Facilities					
Parks & Gardens					
Parks & Gardens - Improvements at Nelia, McKinlay, Kynuna and security fence at McKinlay Depot	0430-2700-0001	20,000	-		
McIntyre Park - Walking cycleway	0430-2610-0002	100,000	-		
McIntyre Park - Water connections at camping ground and mushrooms	0430-2610-0003	20,000	-		\$2,295 Committed
TOTAL PARKS & GARDENS		140,000	-		
Economic Development					
Artesian Spa, Julia Creek Plan	0430-2290-0000	305,862	4,808		\$9,332 Committed
TOTAL ECONOMIC DEVELOPMENT		305,862	4,808		
TOTAL		8,692,458	1,300,893		

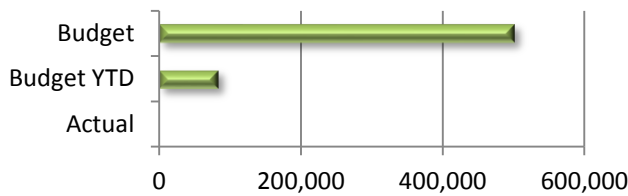
Engineering

E1. Engineering Administration

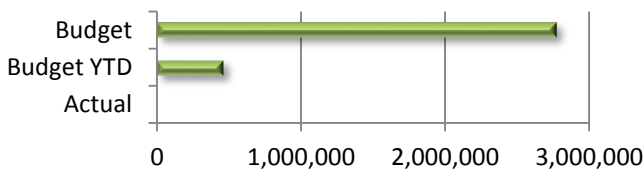
		Actual	Budget
E1.1	Capital Grant – R2R (Revenue)	\$604	\$1,348,021



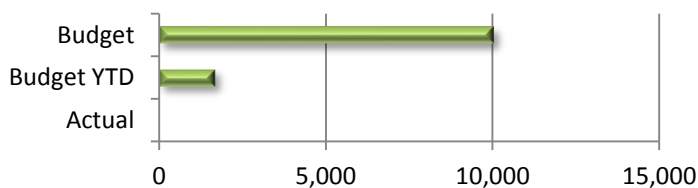
		Actual	Budget
E1.2	Capital Grant – TIDS (Revenue)	\$0	\$500,000



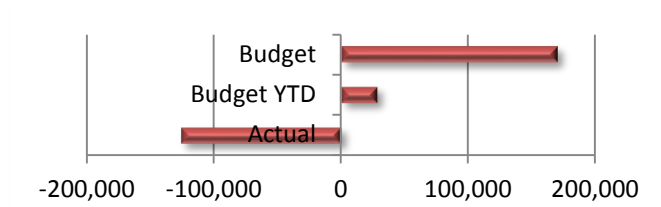
		Actual	Budget
E1.3	Bridges Renwal Program	\$0	\$2,762,998



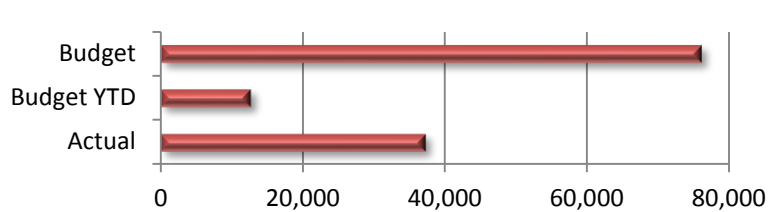
		Actual	Budget
E1.4	Licence and Permit Fees – Grids (Revenue)	\$0	\$10,000



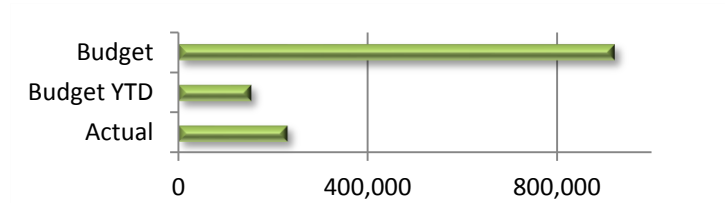
		Actual	Budget
E1.5	Engineering Operating Costs	(\$125,818)	\$170,000



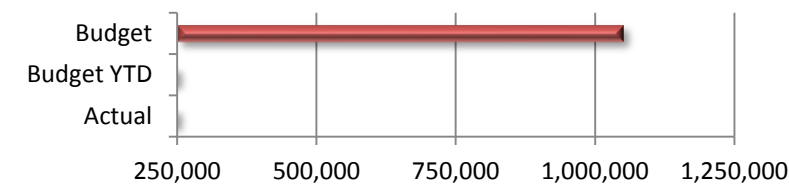
		Actual	Budget
E1.6	Depot Operational Costs	\$37,192	\$76,000



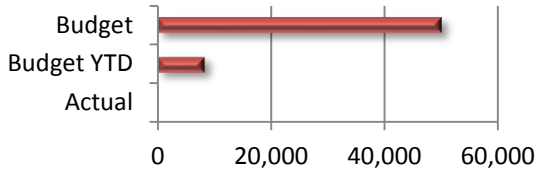
		Actual	Budget
E1.7	FAGS – Roads Component	\$229,920	\$919,739



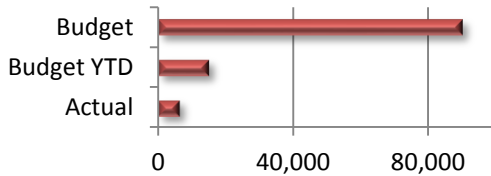
		Actual	Budget
E1.8	Repairs & Maintenance Shire Roads	\$191,159	\$1,050,000



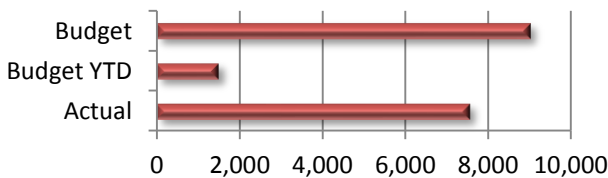
		Actual	Budget
E1.9	Signage Directional and Advisory	\$0	\$50,000



		Actual	Budget
E1.10	Town Streets – Repairs and Maintenance	\$6,318	\$90,000



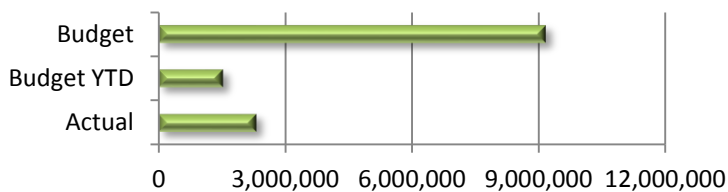
		Actual	Budget
E1.11	Wet Weather Expenses	\$7,541	\$9,000



E2 Flood Damage Shire Roads

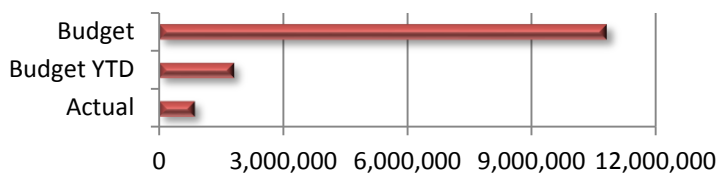
Revenue

		Actual	Budget
E2.1	Shire Roads – Flood Damage Repairs	\$2,311,067	\$9,157,932



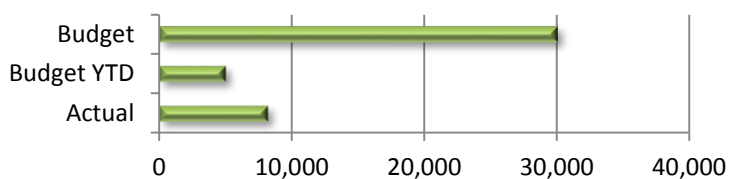
Expenditure

		Actual	Budget
E2.2	Shire Roads – Flood Damage Repairs	\$858,991	\$10,805,744

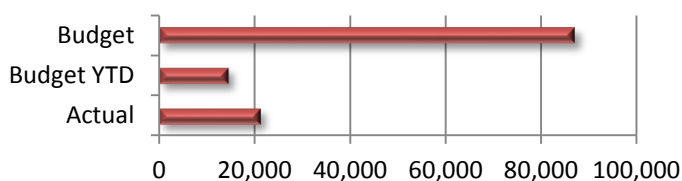


E3 Airport

		Actual	Budget
E3.1	Airport Fees and Charges	\$8,169	\$30,000

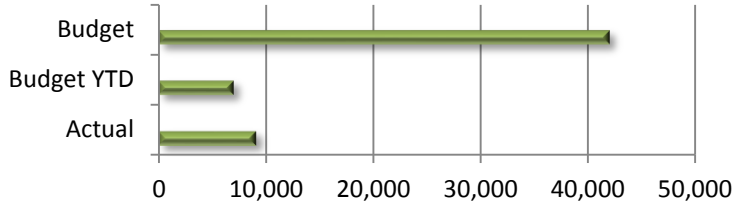


		Actual	Budget
E3.2	Airport Operational Costs	\$21,172	\$87,000

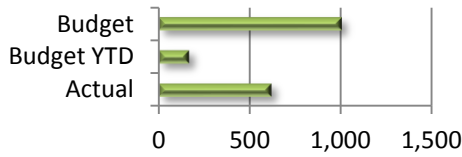


E4 Plant Operations

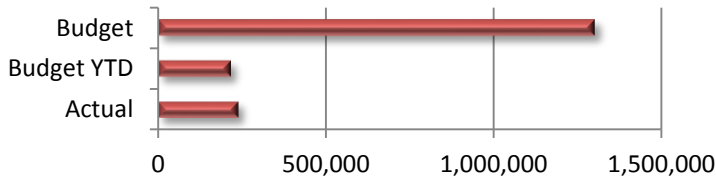
		Actual	Budget
E4.1	Diesel Fuel Rebate (Revenue)	\$9,107	\$42,000



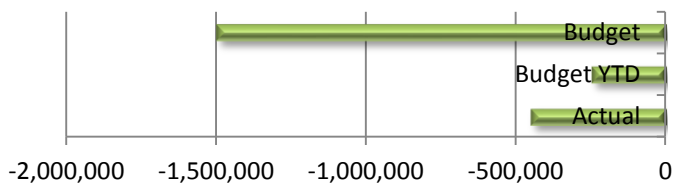
		Actual	Budget
E4.2	Plant Hire – External (Revenue)	\$615	\$1,000



		Actual	Budget
E4.3	Repairs and Maintenance - Plant & Vehicles	\$238,710	\$1,300,000

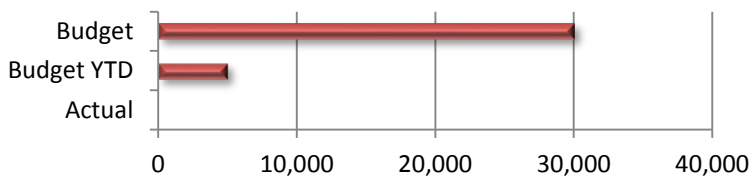


		Actual	Budget
E4.4	Plant Hire Recoveries	(\$453,107)	(\$1,500,000)



E5 Workshop Operations

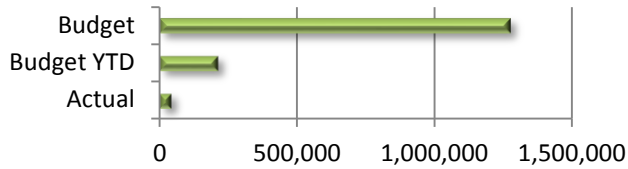
		Actual	Budget
E5.1	Rent / Buy Plant and Equipment	\$0	\$30,000



E6 Recoverable Works - RMPC

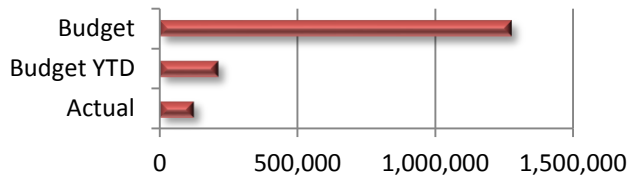
Revenue

		Actual	Budget
E6.1	RMPC Works	\$42,210	\$1,274,000



Expenditure

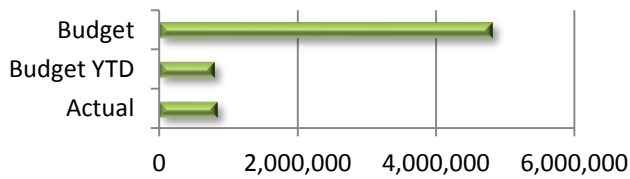
		Actual	Budget
E6.2	RMPC Works	\$124,067	\$1,274,000



E7 Recoverable Works – RPC

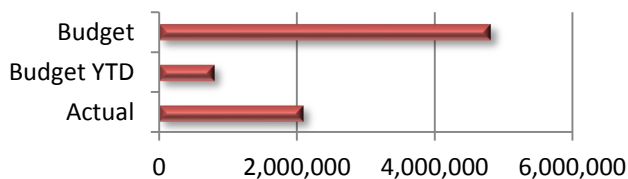
Revenue

		Actual	Budget
E7.1	RPC Works	\$840,695	\$4,808,608



Expenditure

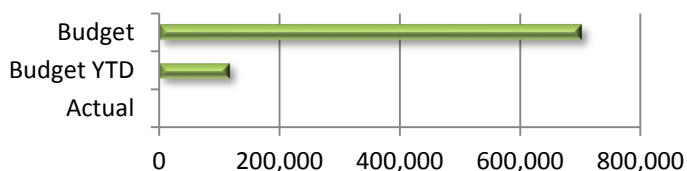
		Actual	Budget
E7.2	RPC Works	\$2,089,098	\$4,808,608



E9 Recoverable Works – Cannington Road

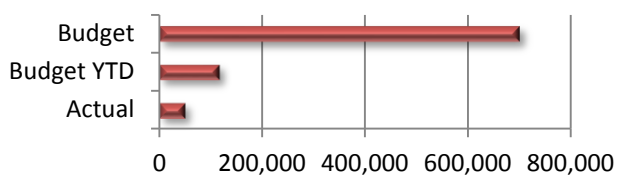
Revenue

		Actual	Budget
E9.1	Cannington Road Works	\$0	\$700,000



Expenditure

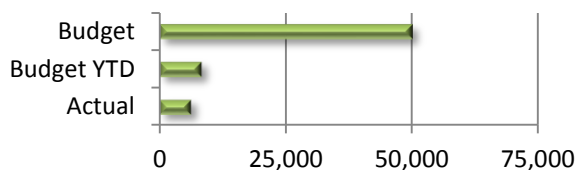
		Actual	Budget
E9.2	Cannington Road Works	\$50,423	\$700,000



E10 Recoverable Works - Other

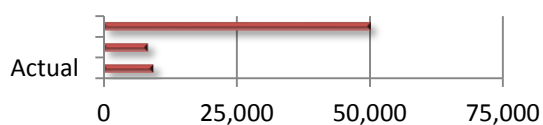
Revenue

		Actual	Budget
E10.1	Recoverable Works - Other	\$6,228	\$50,000



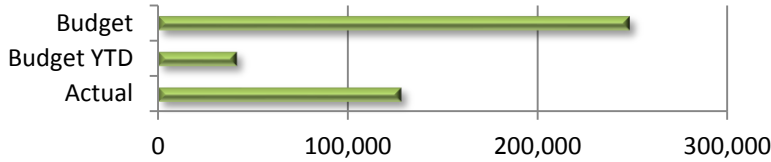
Expenditure

		Actual	Budget
E10.2	Recoverable Works - Other	\$9,351	\$50,000

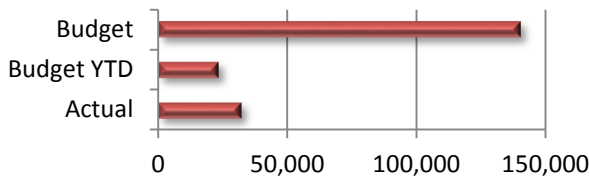


E11 Utilities – Julia Creek Water Supply

		Actual	Budget
E11.1	Water Rates and Charges Revenue (Net)	\$127,963	\$248,193

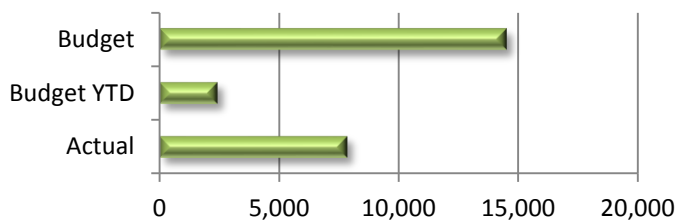


		Actual	Budget
E11.2	Operational Costs – Julia Creek Water	\$32,082	\$140,000

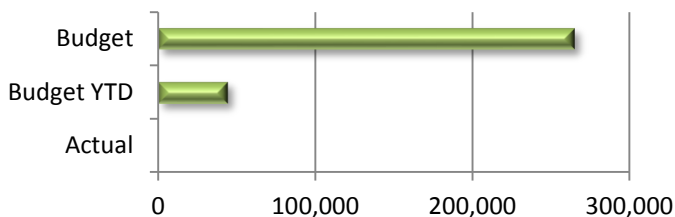


E12 Utilities – McKinlay Water Supply

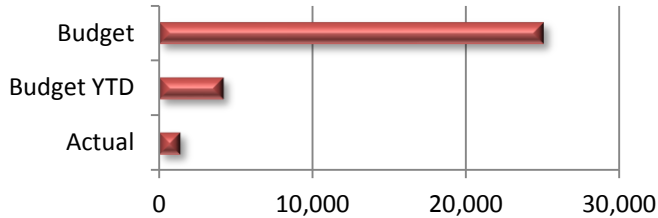
		Actual	Budget
E12.1	Water Rates and Charges Revenue (Net)	\$7,839	\$14,498



		Actual	Budget
E12.2	Grants / Funding	\$0	\$264,500

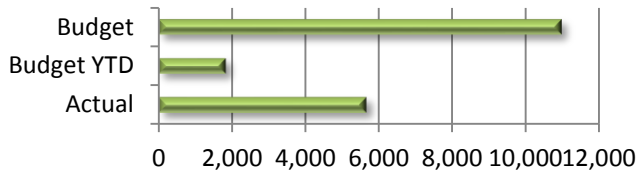


		Actual	Budget
E12.2	Operational Costs – McKinlay Water	\$1,380	\$25,000

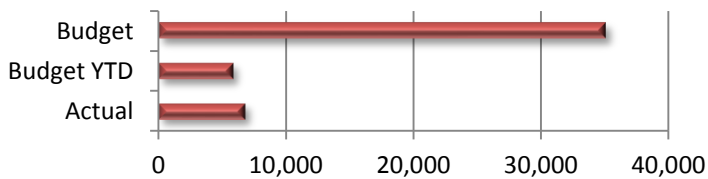


E13 Utilities – Kynuna Water Supply

		Actual	Budget
E13.1	Water Rates and Charges Revenue (Net)	\$5,660	\$10,962

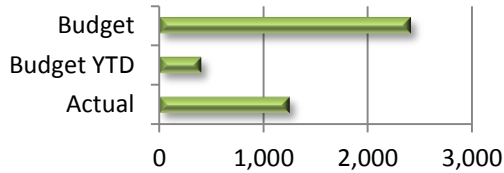


		Actual	Budget
E13.2	Operational Costs – Kynuna Water	\$6,772	\$35,000

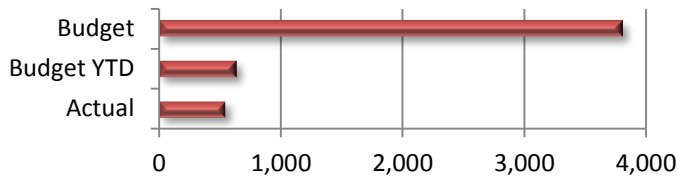


E14 Utilities – Nelia Water Supply

		Actual	Budget
E14.1	Water Rates and Charges Revenue (Net)	\$1,241	\$2,399

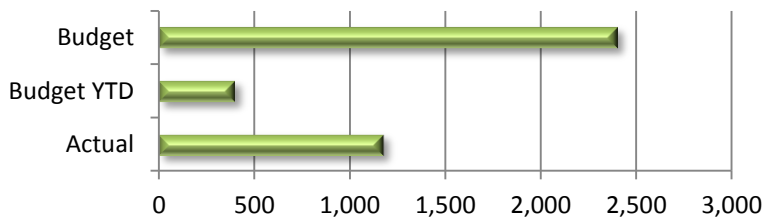


		Actual	Budget
E14.2	Operational costs – Nelia Water	\$545	\$3,800



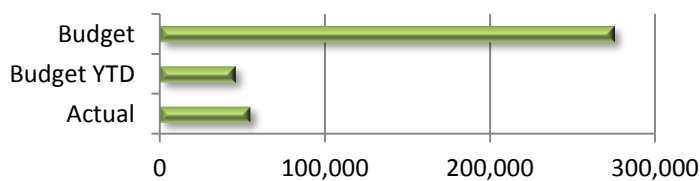
E15 Utilities – Gilliat Water Supply

		Actual	Budget
E15.1	Water Rates and Charges Revenue (Net)	\$1,174	\$2,398

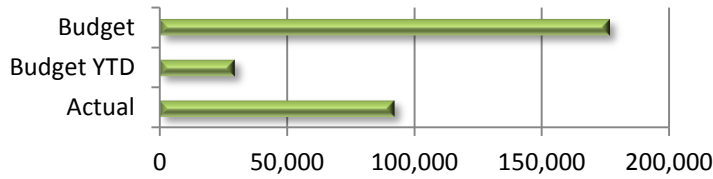


E16 Utilities – Sewerage Operations

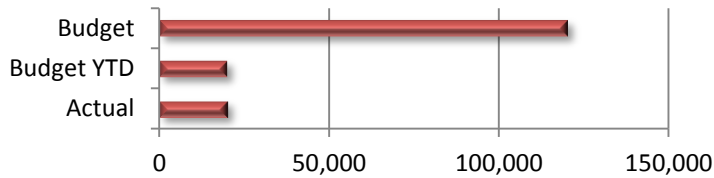
		Actual	Budget
E16.1	Sewerage Capital Grants	\$55,000	\$275,000



		Actual	Budget
E16.1	Sewerage Charges Revenue (Net)	\$92,046	\$176,335

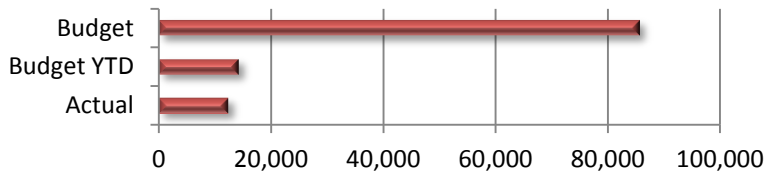


		Actual	Budget
E16.2	Operational Costs – Julia Creek Sewerage	\$20,070	\$120,000



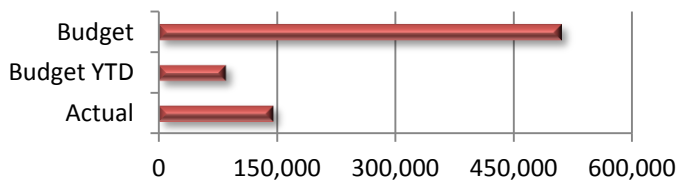
E17 Store and Purchasing

		Actual	Budget
E17.1	Stores Operational Costs	\$12,424	\$85,500



E18 Parks, Gardens and Amenities

		Actual	Budget
E18.1	Parks & Gardens and Amenities – Operations	\$145,237	\$510,000





Ordinary Meeting of Council Friday 14th October 2016

5.1 Subject: Engineering Works Report
Attachments:
Author: Director Engineering Services
Date: 14th October, 2016

Executive Summary:

Budget areas are performing generally within their specified variance range for this financial year.

Recommendation:

For Council information

Background:

The following report is a summary of the works undertaken for the month period ending 14th October, 2016.

TMR – Flinders Highway Upgrading Project NWTD-72

Works are continuing on this project with the following activities undertaken during the period:

- Concrete margins completed – Ch 102997 to 103090 LHS and RHS – concreters on site 22/9/2016
- Sections ready for concrete margins – Ch 101550 – 102115 LHS, Ch 100224 – 100393 and Ch100895 - 101169
- Working sections 97000 – 98000 and 99000 – 99800 both sections to be sealed full width on 23/10/16 – This completes section from Ch 96000 to 100100 ready for the final seal at the end of October
- Section Ch100700 – 101170 opened and existing base excavated with profiler ready to stabilise the subbase on 12/10/2016
- Culvert 5A had to be replaced as the culvert units were separated and damaged – Culvert removed and the base prepared for concrete on Saturday 15/10, another concreter to do this work.
- Sealed sections Ch 101200 – 101540, Ch 102125 – 102200, Ch 100100 – 100220

The contract price as revised is for the works is \$5,212,609.74 (excl GST). The following variations have been approved by TMR:

Loss of Overheads associated with Variation No 1				\$ 194,849.05
Additional mechanical stabilisation	m2	4280	\$ 9.50	\$ 42,180.00

of low sub base areas				
Addit. cost for changes to margins(\$2555.89-\$1617)x252.8x66.6/252.8				\$ 237,351.89
Additional Cartage from stockpile (\$12.10+20%)x4987				\$ 273,571.32
Construction of Sidetracks				\$ 246,838.00
Supply deliver PMB				\$ 112,417.50
Construction of Sidetracks				\$ 132,080.00
				\$ 57,928.00
Sub Total Variations				\$ 1,297,216.34

Council is currently detailing all costs against each item on the schedule in order to get the most accurate estimate of cost at completion at which time we will give consideration to possible additional variations

Total expenditure to date is \$6,015,713.53 including committed costs of \$1,977,362.67 (92%) from the revised contract price of the current \$5,212,609.74 + variations \$1,297,216.34

TMR - Routine Maintenance - RMPC 244 - 1415

TMR RMPC Maintenance Works		
Road and No.	Amount	Comments
14D Julia Creek – Richmond	1	Road inspections
78A Wills Developmental Road	1	Road inspections
5807 Julia Creek - Kynuna	1	Road inspections
78A Wills Developmental Road	1 tonne	Pothole patching
5807 Julia Creek - Kynuna	.5 tonne	Pothole patching
14E Julia Creek - Cloncurry	1	Road inspections

Budget

Total expenditure to date is \$124,067 (9.7%) from an allocated budget of \$1,274,000.

TIDS / R2R

Nelia – Bunda R2R			
	Maintenance Work	Location	Comments
Start ch 31.000			Mark out for gravel
			2000m gravel carted

TIDS Taldora RD			
Chainage	Maintenance Work	Location	Comments

60.76	Cart gravel		15000 m carted
60.76	Mix and lay gravel	From Flinders River Bridge	10,000m mixed and laid
	Sealed		First 8km

Malpas Trenton R2R			
Chainage	Maintenance Work	Location	Comments
0.00	Gravel Resheeting	From the Debella – Glenmore RD turn of on the Glenmore – Trenton RD	Cart Gravel 5300m carted

Council Rural Roads Maintenance

Grading

Rural Roads Maintenance Grading		
Road	Complaints -Response	Comments
Punchbowl RD		Maint Grade 70%
Kynuna – Middleton RD		Maint Grade 30%
Nelia Bunda RD		Open Grade 100%
Old Normanton RD		Open Grade 25%
Taldora RD		Open Grade 100 %
Old Normanton RD		Open Grade 25%
Gladvale RD		Maint Grade 100%
Nelia Bunda RD		Maint Grade 25%
Malpas Trenton RD		Open Grade 100%
Trenton Woodstock RD		Open Grade 100%
Glenmore – Debella		Open Grade 100%

Rural Roads Repairs:

	Rural road maintenance		Comments
	From	To	
Nelia – Bunda RD			Remove trees from near Yambore bridge
Taldora RD			Replace Flinders river camera

Budget

Total expenditure to date is \$191,159 (18.2%) from an allocated budget of \$1,050,000.

Council Road and Property Name Signs

Shire Road Signs			
Maintenance Works			Comments
From		To	

Budget

Total expenditure to date including committed is \$0 (0%) from an allocated budget of \$50,000.

Urban Works

Urban Street Repairs			
Street	Maintenance Work	Location	Comments

Budget

Total expenditure to date is \$6,318 (7%) from an allocated budget of \$90,000.

Caravan Park Works

Caravan Park works Urban works			Comments
From		To	
			Prepare earth works for new van sites

Cannington (South 32) Maintenance and Rehabilitation

The agreed budget for rehabilitation and ordinary maintenance works for the Toolebuc-McKinlay Road for 2016/17 is \$700,000. \$25,000/month for maintenance and \$400,000/year for rehab

Budget

The total expenditure including ordinary maintenance to date is \$50,423 (7.2%) of the budget \$700,000)

Parks and Gardens

Parks and Gardens : Period Ending

11-10-2016

Council's Parks and Garden staff has undertaken the following works		Comments
Julia Creek	✓ If done	
Empty Bins	✓	
Mowing and Whipper Snipping	✓	
Poisoning / Weed Spraying	✓	
Sweep Gutters	✓	
Prune Trees	✓	
Irrigation Checks	✓	
Down the Creek		
Empty Bins	✓	
Poisoning	✓	
Mowing and Whipper Snipping	✓	
Irrigation Checks	✓	
Peter Dawes Park		
Garden Beds	✓	
Mowing and Whipper Snipping	✓	
Clean Toilets	✓	
Irrigation Checks	✓	
Wash Down Bay		
Clean Pits	✓	
Mowing, Whipper Snipping and Poisoning	✓	
Julia Creek Livestock Facility		
Slashing around Roads		
Irrigation Checks	✓	
Julia Creek Cemetery		
Mowing and Whipper Snipping	✓	
Irrigation Checks	✓	
Julia Creek Waste Facility		
Push up Dump	✓	
Julia Creek Airport		
Mowing and Whipper Snipping	✓	
Irrigation Checks	✓	
Julia Creek Town Water Supply		
Pump maintenance	Checked	
Reticulation Maintenance	Checked	
Julia Creek Sewerage		
Reticulation maintenance	Checked	
Pumps maintenance	Checked	
Imhoff tank and Lagoons	✓	
McKinlay Water Supply		
Mowing and whipper snipping		
Kynuna Water Supply		

Mowing and whipper snipping		
Tree Pruning		
Oorindi Toilets	✓	
Mowing and Whipper Snipping	✓	

Budget

Total expenditure to date is \$145,237 (28.4%) from an allocated budget of \$ 510,000.

Flood Damage

2014 Shire Road Flood Damage

Work on the 2014 Program was substantially completed by Christmas 2015.

The table below provides a summary of the 2014 Program to date:

Financial Position		
Current Approval	\$ 5,338,082	
Expenditure to Date (Actual)	\$ 4,580,275	84 % Complete
Expenditure to Date (Committed)	\$ 0	
Expenditure to Date (Total)	\$ 4,580,275	
Operational Position		
Overall	100 % Complete	
Gravel Haulage	100 % Complete	
Construction Works	100 % Complete	

(Based on latest available figures)

Status of Day Labour

Latest advice from QRA suggests the previous approval for the use of plant and equipment has been withdrawn for works carried out on the 2014 Event. QRA are currently discussing with Emergency Management Australia (EMA) to resolve the matter and allowing these costs to remain "Eligible", given works were delivered in good faith, under the rules at the time. Current risk to Council is \$ 28K (approx.)

Discussions have been held with QRA in relation to the percentage eligibility of Council owned plant utilized on the 2014 Program. QRA have now determined that 76% of Council costs are now considered to be "eligible". Calculations are now being carried out to ensure all these eligible costs are now captured in the acquittal documentation. Cost to Council has been reduced from \$28K (approx.) to \$ 6 K (approx.). Revised date for acquittal submission is the end of September.

Update:

Acquittal has been submitted to QRA. Awaiting finalization.

2015 Shire Road Flood Damage

Work on the 2015 NDRRA event commenced in February.

Delays were experienced during September due to the effects of wet weather

There are currently 2 crews working on the NDRRA Program consisting of:

- SOA Contractors and Council Day Labour staff operating hired machinery – Grading and Graveling

The table below provides a summary of the 2015 Program to date:

Financial Position		
Current Approval	\$ 9,225,723	
Expenditure to Date (Actual)	\$ 3,503,141	38 % Complete
Expenditure to Date (Committed)	\$ 175,318	
Expenditure to Date (Total)	\$ 3,678,459	
Operational Position		
Overall	46 % Complete	

(Based on latest available figures)

Works substantially completed under the 2015 Program include:

Road		
Taldora - Stabilisation	Nelia – Bunda - Stabilisation	Gilliat – McKinlay - Stabilisation
Racecourse Road - Stabilisation	Old Normanton Road 1 – Graveling and Grading	Quarrel St - Stabilisation
Service Road (behind Marwill) - Stabilisation	Isabel Lane – Graveling and Grading	Julia Crk-Yorkshire - Graveling and Grading
Taldora Road – Graveling and Grading	Ardrbrin – Yorkshire – Graveling and Grading	Old Normanton Road 2 – Graveling and Grading
Minamere – Gravel and Grading	Dalgonally-Millungara – Graveling and Grading *	Nelia – Yorkshire – Gravel and Grading *
Kelloshiel – Gravel and Grading*	Coolreagh – Gravel and Grading*	

* Completed since previous Report

Works currently being undertaken:

Road	
Dalgonally – Gravel and Grading	Eulolo – Gravel and Grading

Upcoming works:

Road	
Etta Plains – Grading and Graveling	Combo Waterhole – Grading
Punchbowl - Grading and Graveling	Kynuna – Middleton – Grading
Wyaldra – Gravel and Grading	Arizona – Braeside - Grading

Update: Submission 14.15 (Sealed Roads) has been forwarded to QRA for Acquittal.

Christmas 2015 Flooding:

NDRRA was activated following heavy rainfall that occurred between the 20th-31st December 2015.

Following discussions between Council and QRA representatives, it has been agreed the best way forward is to:

- Continue the approved works under the original 2015 Event utilising “variations” to the original approvals where new damage exceeds the original quantities (ie additional 10%)
- Forward separate submissions for approval for any damage that falls outside the original approvals

This approach removes any risk to Council, enabling works on the original 2015 Event to commence late January or the first week of February.

Emergent works have been completed.

Video inspections and full detailed pickups have now been completed. Data is being analysed and will form the basis of new submissions to be sent to QRA for assessment.

Submissions are now being finalised. All overlaps between January 2015 event and December 2015 event have been identified and removed. Discussions have been held with QRA in relation to proposed treatments.

QRA are carrying out an initial desktop review of the proposed submissions on Monday 16th May.

Desktop review of submission has been completed by QRA.

Submissions have been reviewed by QRA and returned to Council. A summary of the approved submissions is contained in the table below. The works program will now be revised to determine the extent of works expected to be completed concurrently with the 2015 Program.

Restoration Submission	Description	Final Recommended
MSC.21.16	Unsealed Roads – South West	\$460,932.00
MSC.22.16	Unsealed Roads – South East	\$2,075,680.00
MSC.23.16	Sealed Roads	\$827,105.00
MSC.24.16	Unsealed Roads – North East	\$1,488,839.00
MSC.25.16	Unsealed Roads – North West	\$930,062.00
Total Recommended Value		\$5,782,618.00

Update: Works Program to be prepared for 2016 Works. Currently exploring opportunities to commence stabilisation works as soon as possible.

Workshop Activities

Repairs and Maintenance – Plant and Vehicles

Total Expenditure to date is \$238,710 (18.3%) of an allocated budget of \$1,300,000.

Water and Sewerage Activities

Water Supply – normal operations


- Julia Creek
- McKinlay
- Kynuna – Regular monitoring and flushing of the system is being undertaken to reduce the problem dirty water as much as possible. There has been some turbidity in the water during the period. In future samples will be taken near the bore and tank in order to confirm whether the turbidity is from the bore or the pipes

Sewerage

- Julia Creek – normal operations
- Serious pipe breakage and blockage – A break in the 225mm dia pipe adjacent to the sewage pump station in Hickman St has required a pump around this section into the pump station. This situation will continue for some time with a possible risk of overflow into the nearby drain. This is being continuously monitored. The repairs required to this pipe and manhole will be substantial as the pipe is over 7 metres deep and special procedures will be required. This work scheduled for late September
- Sewage treatment plant. Tender awarded to Xylem Water solutions for a contract price of \$576,513. Completion expected by late September 2016

Construction of the concrete foundation is now complete and the Contractor is due on site by 17 October to commence installation works.

McKinlay and Kynuna Maintenance

 McKinlay Shire Council	Tick once Day and Jobs Completed						
Week 4-10-2016							
Monday							
McKinlay Centenary Park Jobs:- Clean Toilets, blow out leaves and fill Toilet Paper	Public Holiday						
McKinlay Truck Stop Jobs:- Clean Toilets, blow out leaves and fill Toilet Paper							
Cannington Road Run							
Cannington Repairs to road on way back to McKinlay							
McKinlay Empty Rubbish Bins from Parks Only							
Tuesday							
McKinlay Centenary Park Jobs:- Clean Toilets, blow out leaves and fill Toilet Paper	x						
McKinlay Truck Stop Jobs:- Clean Toilets, blow out leaves and fill Toilet Paper	x						
Cannington Road Run	x						
Mow around McKinlay for 4 hours Jobs:- Footpaths, Main Street and Guide Posts	x						
McKinlay Flush Water Mains (Complete and Fax Sheet to Megan)	x						
Balance of Day Cannington Road Repairs from McKinlay	x						
Wednesday							
McKinlay Centenary Park Jobs:- Clean Toilets, blow out leaves and fill Toilet Paper	x						
McKinlay Truck Stop Jobs:- Clean Toilets, blow out leaves and fill Toilet Paper	x						
Cannington Road Run	x						
Cannington Repairs to road on way back to McKinlay							
Thursday							
McKinlay Centenary Park Jobs:- Clean Toilets, blow out leaves and fill Toilet Paper	x						
McKinlay Truck Stop Jobs:- Clean Toilets, blow out leaves and fill Toilet Paper	x						
Cannington Road Run	x						
Cannington Repairs to road on way back to McKinlay							
McKinlay Empty Rubbish Bins from Parks Only	x						
McKinlay Flush Water Mains (Complete and Fax Sheet to Megan)	x						
Kynuna Water Tower Jobs:- Mow and Whipper Snip (if required)							
Kynuna Cemetery Jobs:- Mow and Whipper Snip (if required)							
Kynuna SES Shed and access road Jobs:- Mow and Whipper Snip (if required)							
Kynuna Drains near Roadhouse Jobs:- Mow and Whipper Snip (if required)							
Kynuna Truck Stop Jobs:- Mow and Whipper Snip (if required)							
Kynuna Flush Water Mains (Complete and Fax Sheet to Megan)							
Balance of Day Cannington Road Repairs from McKinlay							
Friday							
McKinlay Centenary Park Jobs:- Clean Toilets, blow out leaves and fill Toilet Paper	RDO						
McKinlay Truck Stop Jobs:- Clean Toilets, blow out leaves and fill Toilet Paper							
Cannington Road Run							
Cannington Repairs to road on way back to McKinlay							
McKinlay Empty Rubbish Bins from Parks Only							

Consultation: (internal/External)

Works Manager, Finance Manager, Workshop and Fleet Manager, Works Staff

Legal Implications:

Nil

Policy Implications:

Nil.

Financial and Resource Implications:

As provided in the report

InfoXpert Document ID:



Ordinary Meeting of Council Friday 14th October 2016

5.2 Subject: TIDS Program: 2016/2017 – 2019/2020
Attachments: Nil
Author: Director Engineering Services
Date: 05 October, 2016

Executive Summary:

The 2016/17 to 2019/20 TIDS works program was approved at the last RRTG meeting held on 29 April. Since that time the RTA has advised the NWQRRTG TIDS allocation will remain at \$5,493,071 from 2017/18 through to 2019/20 inclusive.

Recommendation:

That the revised 4 year TIDS program for 2016/2017 – 2019/2020 be agreed and submitted to NWQRRTG for ratification.

Background:

The increased allocation of \$5,493,071 originally was for 2015/16 and 2016/17 only, before it reverted back to \$2,851,475. Consequently, for 2017/18 to 2019/20 inclusive the current works program was developed to an allocation of \$2,851,475 therefore an additional \$2,641,596 is now available for those 3 years.

On the annual works program development cycle, the new 4 year works program needs to be developed by March 2017 and this would include 2020/21 as Year 4 – consideration could be given to allocate Year 4 when the additional funding for 2017/18 to 2019/20 is allocated.

Therefore based on an additional \$2,641,596 available for each of those 3 years and assuming 9 member Councils ie an additional \$97,837 for each Council per year and additional amount per road is proportionate to current allocation. Also assume this additional funding is allocated to those roads already agreed in the 4 year program.

The proposed revised program is shown attached with a total expenditure of \$3,993,510 over the 4 years 2015/16 – 2019/20.

Consultation: CEO

Legal Implications:

Policy Implications:

Financial and Resource Implications:

InfoXpert Document ID:79603

TIDS 4 year works Program 2016/17 to 2019/20 (Revised August 2016)

Road	2016/17	2017/18	2018/19	2019/20	Totals
Nelia Bunda Rd - pave 6m wide and seal 4m wide x 7.0kms		\$298,918	\$582,612		\$881,530
Punchbowl Rd - pave 6m wide and seal 4m wide x 8.0 kms			\$282,613	\$598,919	\$881,532
Taldora Rd - rehabilitate gravel paving 6m wide and seal 4m wide x 15.0 kms	\$1,000,000	\$598,918			\$1,598,918
Byrimine Rd Formation and gravel paving 13.5kms			\$232,612	\$398,919	\$631,531
Totals	\$1,000,000	\$897,836	\$1,097,837	\$997,837	\$3,993,510
TIDS funding	\$500,000	\$448,918	\$548,919	\$498,919	\$1,996,755
Council funding	\$500,000	\$448,918	\$548,919	\$498,919	\$1,996,755

TIDS 4 year works Program 2016/17 to 2019/20 (original)

Road	2016/17	2017/18	2018/19	2019/20	Totals
Nelia Bunda Rd - pave 6m wide and seal 4m wide x 6.0kms		\$250,000	\$550,000		\$800,000
Punchbowl Rd - pave 6m wide and seal 4m wide x 7.0kms			\$250,000	\$550,000	\$800,000
Taldora Rd - rehabilitate gravel paving 6m wide and seal 4m wide x 13kms	\$1,000,000	\$550,000.00			\$1,550,000
Byrimine Rd Formation and gravel paving 11kms			\$200,000	\$350,000	\$550,000
Totals	\$1,000,000	\$800,000	\$1,000,000	\$900,000	\$3,700,000
TIDS funding	\$500,000	\$400,000	\$500,000	\$450,000	\$1,850,000
Council funding	\$500,000	\$400,000	\$500,000	\$450,000	\$1,850,000



Ordinary Meeting of Council Friday 14th October 2016

5.3 Subject: Caravan Park, Nature Trail and Creek Expansion

Attachments:

Author: Director Engineering Services

Date: 05 October 2016

Executive Summary:

A Masterplan for Julia Creek Caravan Park Upgrade, RV Creek Expansion, and Nature Trail including a high level budget estimate has been adopted by Council. In order to be “shovel ready” for funding applications, the concept designs for the three separate areas need to be advanced to a stage where more reliable estimates may be prepared.

Recommendation:

That proposals be sought from consultants for the above detailed design works.

Background:

At the time of preparation of the Masterplan, AECOM prepared budget costing for the preparation of detailed design landscape plans clearly identifying paving materials, outdoor furniture, planting areas, turf areas, signage locations, pedestrian bridge crossings and the small fishing deck.

Deliverables are listed on the attached Landscape Scope of Works with a total cost of \$25,600. There will be additional design costs including:

- preparation of Survey plans with property boundaries est \$10,000,
- environmental reporting as necessary est \$5,000
- Civil Engineering design-earthworks, bridge incl foundations retaining walls est \$15,000
- Irrigation based on recycled sewage effluent \$5,000

The total estimated cost for the above design works is \$60,600, so all or part of this design work could proceed depending on funding availability.

Consultation: CEO

Legal Implications

Policy Implications

Financial and Resource Implications: \$30,000 included for Julia Creek Plan for Creek

InfoXpert Document ID: 79605

Landscape Scope of Works

Scope:

AECOM will prepare detailed design landscape plans, clearly identifying paving materials, outdoor furniture, planting areas, turf areas, signage locations, pedestrian bridge crossings and the small fishing deck. Items nominated as 'design and construct' in the cost estimates are excluded from the design documentation.

Base information from client:

Survey plans in AutoCad format identifying layout of the caravan park, the existing track along the creek, and the area adjoining existing RV site proposed for the creek expansion. Survey identifying underground and overhead services. RP data showing property boundaries and ownership. Relevant soil surveys and environmental reports/assessments.

Deliverables: Personnel/Time/Fee:

Caravan park surface finishes landscape plans documented in AutoCAD at a scale of 1:200. Landscape plans will illustrate paving materials, planting areas, turf/seeded areas, signage locations, plant schedule and schematic CAD details illustrating typical installation methods.

SC x 40 hours = \$ 6,000

JD x 5 hours = \$ 900

Nature trail surface finishes landscape plans documented in AutoCAD at a scale of 1:1000 including plant schedule, materials schedule, signage locations, pedestrian bridge and schematic CAD details illustrating typical installation methods.

SC x 24 hours = \$ 3,600

JD x 3 hours = \$ 540

Creek expansion surface finishes landscape plans documented in AutoCAD at a scale of 1:200. Landscape plans will illustrate paving materials, outdoor furniture, planting areas, turf/seeded areas, signage locations, pedestrian bridge crossing, small fishing deck, plant schedule and schematic CAD details illustrating typical installation methods.

SC x 40 hours = \$ 6,000

JD x 5 hours = \$ 900

Prepare landscape specification. SC x 8 hours = \$1,200

JD x 1 hour = \$ 180

Meetings: Time/Fee:

1 day site meeting with client and stakeholders to confirm project milestones, deliverables and timeframes, and review survey/background information against current site conditions. Travel time included.

SC x 16 hours = \$ 2,400

JD x 16 hours = \$ 2,880

Phone meetings/reviews with client as required – no charge for up to 6 phone meetings. Any additional meetings reimbursable at hourly rates.

No charge

Travel & Disbursements:

2 x return flights from Brisbane to Mt. Isa, car hire and fuel \$ 1,000

Total Costs exc. GST: \$ 25,600



Ordinary Meeting of Council Friday 14th October 2016

5.4 Subject: Dodge Hearse Restoration
Attachments:
Author: Director Engineering Services
Date: 05 October 2016

Executive Summary:

The Dodge Hearse was purchased by Council about 45 years ago. This vehicle is about 80 years old and is now in a very poor condition. There is no point in continuing to do nothing with the vehicle. It could be sold or it could be restored. A proposal has been received to restore the vehicle and this is presented for consideration.

Recommendation:

That restoration proceeds subject to available funding.

That staff with Council support see if funding can be obtained through Grants for 2017-18 financial year, or if sufficient saving can be justified in a 2016-17 financial year budget review be approved for this project in this financial year.

Background:

The 1936 Dodge Hearse was utilised until 2005 when a 1985 Ford Falcon Hearse was purchased from Morleys Funerals. The Ford has been fully utilised since its purchase due to the unreliability of the Dodge Hearse.

Restoration of the Dodge has been discussed previously and a proposal has now been received.

Council has now received an offer from a person who is an experienced and qualified vehicle restorer. He has provided an offer to rebuild the Dodge Hearse including glass, cab interior, rear interior, repair faulty panels, remove all exterior old paint and body work and repaint with a high quality 2 pack material – finish as super straight with black paint, bumper bars to be straightened – rechromed and reattached, new roof lining inside, door trims, carpet on floor, new comfortable bench seat, repaint dash and interior retaining any features. Exclusion is any mechanical work. Any required mechanical works will be done by Council and the engine is generally in good condition.

The vehicle would need to go to Ingham for the restoration work and the estimated cost is \$45,000 with a cap at \$50,000.

See attached offer from Peter Crisp and Jodie Sampson including photos. The vehicle is a significant asset to Council and restoration would greatly increase the asset value.

Prior to any restoration work some engine/mechanical work would be necessary including auto-electrics radiator and water pump (est \$8,000).

Consultation: CEO

Financial and Resource Implications: Not included in current budget

InfoXpert Document ID: 79607



Ordinary Meeting of Council Friday 14th October 2016

5.5 Subject: Flood Warning Gauge Network
Attachments: Nil
Author: Director Engineering Services
Date: 05 October 2016

Executive Summary:

The QRA has written regarding the report undertaken by the Australian Bureau of Meteorology into the provision of flood warning data. As discussed at recent meetings with QRA, Queensland Fire and Emergency Services, Bureau of Meteorology (BoM) and Council officers, Council's draft Investment Plan has now been finalised.

Recommendation:

That Council consider the recommendations for flood warning systems investment as included in the Bureau of Meteorology Report for expression of interest for funding opportunities and Council contribution in the 2017-18 Financial year.

Background:

The Report includes a recommended Council's draft Investment Plan and the recommended network maps may be effective to support applications for funding Council may seek. The recommended total capital investment plan of \$90,000 consisting of:

- Rain Gauge in upper reaches of Eastern Creek (telemetry) Ref 0106
- Relocate Rain Gauge to top of Saville Creek-Diamantina River Boundary Ref 0111
- Rain and River Gauge at junction of Diamantina and Glen Urquhart Creek Ref 0113

This proposed capital investment plan costs of \$90,000 do not include construction and installation costs. For budget purposes these costs are considered the same as the capital costs, so a total budget estimate for the supply construction and installation is \$180,000. Typical ongoing and maintenance costs are 1% of the investment cost i.e. approx. \$1,000/year.

The benefits to Council of this investment are difficult to assess given that flood damage data is not readily available for McKinlay Council. Generally there is interest in the provision and operation of these flood warning systems and they are perceived as a positive investment with the provision of data and situational awareness for people within the shire, however there may be discussion as to the relative responsibilities of State and Local government in the provision of these warning systems. Historically the provision and operation of flood warning systems have been a State government responsibility, but it now seems that this responsibility is being devolved the local governments.

Consultation: CEO, Directors

Legal Implications:

Policy Implications:

Financial and Resource Implications: Not budgeted for 2016/17

InfoXpert Document ID: 79608



Ordinary Meeting of Council Friday 14th October 2016

5.6 Subject: Water Supply Fluoride Levels
Attachments: Included within report
Author: Director Engineering Services
Date: 05 October 2016

Executive Summary:

The Julia Creek water quality results indicate excessive fluoride concentrations. All of the test results exceeded the Australian Drinking Water Guidelines (ADWG) health related level of 1.5 mg/L. A Water Quality Incident Report is permanently open for Julia Creek. Consistent levels of 3.0 mg/L of fluorine are measured in the Julia Creek bore supply.

Recommendation:

That Council discuss this matter of defluoridation of its drinking water with senior and experienced personnel from the department of Health with regard to the risks, benefits and costs associated with treatment or any other possible options

Background:

A report was prepared in 2011 by Base IGI Consulting into the water quality and possible treatment of the Julia Creek Water to reduce the fluoride levels. The recommendations of that report were that Council take action to reduce the fluoride level in the reticulated water.

It recommended that either a central Reverse Osmosis plant be installed together with new pipework to the RO Plant (\$695,000) (inflated \$799,250) or two (2) number RO plants at the bore sites (\$422,000) (inflated \$485,300). Both options would include sodium hypochlorite dosing and ground based tanks.

The concentration of fluoride in the water supply at Julia Creek is a concern to the Council and the implementation of a reverse osmosis (RO) plant for the purposes of reducing naturally occurring fluoride concentrations has been investigated.

The construction and operation of a RO plant is cost prohibitive for Council as it has a small rates base from which to draw funds. While Council decided in early 2014 to not adopt fluoride removal, the occurrence of adverse health impacts and the availability of ongoing grant funding will determine the Council's future direction.

Attached for information is an extract of a report by Power and Water Corporation NT into treatment methods for fluoride removal from drinking water.

Further information is required before Council makes any decision in this matter.

Consultation: CEO

Legal Implications:

Policy Implications:

Financial and Resource Implications:

InfoXpert Document ID: 79611

INVESTIGATION OF DEFLUORIDATION OPTIONS FOR RURAL AND REMOTE COMMUNITIES

Reverse Osmosis

Nanofiltration

Electrodialysis

Although membrane systems are becoming relatively more cost competitive, especially for smaller systems, the system complexity, high maintenance and requirements for skilled operators remain the primary barriers to their application in rural and remote communities.

Alum and Lime

(Nalgonda)

Despite Nalgonda being utilised in many cases and places, it has not yet been demonstrated to be the method of choice. The primary barriers to its application in rural and remote communities is the requirement of continual correct chemical dosing and close monitoring to ensure effective fluoride removal; system effectiveness is influenced by the raw water quality; potential to increase the TDS of the treated water; and continuously produces a sludge that requires appropriate disposal.

Magnesium Oxide

Similar to most chemical treatments, the removal is relatively complex requiring continual chemical dosing and controlled monitoring. Also the raw water quality in the communities approaches, and in some instances exceeds, the boundary conditions that can successfully be treated with this technique and is therefore not appropriate for application in remote communities.

Activated alumina

AA is a widely accepted technique for defluoridation in many industrialised countries and appears appropriate for use in rural and remote communities. The systems may be implemented with or without pre-treatment or regeneration and feasibility analysis of the different options should be investigated to ascertain its fluoride removing capacity for NT waters.

Bone Charcoal (BC)

The feasibility of the BC system depends on the local availability of bones, production and price of the BC especially for a large-scale community plant. In the Northern Territory there are a limited number of abattoirs, limiting the availability of animal bones; also there is limited capacity to effectively calcine the bones for large-scale treatment for the application of the technique to rural and remote communities.

Hydrotalcite

Hydrotalcite is a relatively new material used for the removal of fluoride, although the media has not been demonstrated on a large scale the technique is promising as the media can be prepared relatively easily and economically.

Ion Exchange

The primary barrier to the application of this technique in remote communities is the relative expense of ion exchange resins. Also the water quality characteristics in the rural and remote communities have relatively high hardness, TDS and some iron and therefore ion exchange would not be suited to this technique without pre-treatment of the water.

Low Cost Materials

Bauxite

Bauxite appears to be a potential defluoridation media for treating drinking water and may be sourced locally, relatively economically and warrants further investigation to effectively treat water in the remote communities.

Bricks

Although the utilisation of bricks is promising, bricks are not generally locally available in the remote communities and therefore the economic benefits of the technique are minimised.

Calcite (limestone)

Calcite is locally available at quarries and is therefore readily obtainable and relatively cheap. However, although calcite is an effective defluoridator, the technique is unable to reduce levels to 1 mg/L as required for the treatment of drinking water.

Clays and Soils

The various investigations conducted using local materials for the removal of fluoride has proven to be relatively successful, although in general it was found that the adsorption capacity of soils and clays was low and the kinetics slow. The primary barrier on the use of a local material is the identification, analysis, extraction and activation required to develop an appropriate material.

The commercial production of kaolin and bentonite clays separates it from many of the techniques using natural materials as a consistent reproducible product can be obtained. However the sorption capacity of the kaolin clay is relatively low and this may restrict the application of the technique at community scale.

Hydroxyapatite

The use of hydroxyapatite for the defluoridation of drinking water appears promising as it seems able to successfully remove low raw water fluoride concentrations. However a further investigation into the source of the material revealed that there are limited natural sources (impure forms) available and the high grade material found was too expensive (approx \$1000/kg)

KRASS

Unfortunately the system relies on patented media that has been developed in India that may create logistical limitations in the sourcing of the media in Australia. The patent on the media also limits the supply and availability and possibly increases the cost of the media. Consequently although the technique appears promising in terms of removal with the water quality characteristics in remote communities sourcing of the media may prevent its application.

Waste products

There are a number of waste products that are generated locally many of these require a level of pre-treatment to ensure that the drinking water is not contaminated. Although at laboratory scale the pre-treatment could be easily achieved, the complexity of establishing pre-treatment at a larger scale limits the application of this technique.

The techniques based on sorption media are likely to be most appropriate for implementation within the rural and remote communities in the Northern Territory (Table 8). This is primarily due to the relatively simple operation of the systems as 'filtration columns' that can be designed such that the systems are reasonably robust, require minimal maintenance and the principles of removal are also easy to understand. However, there is a large degree of variance in the efficiencies of various media and the selection and trial of a number of different media for further investigation will help ensure an appropriate media is chosen. Consequently, three media have been identified for further investigation, including AA, bauxite and hydrotalcite. AA has been widely demonstrated to be successful in minimising the fluoride concentrations in drinking water and there are a number of different products available, thus two types of AA were selected, which vary in manufacturer, composition and price.



Ordinary Meeting of Council Friday 14th October 2016

5.7 Subject: Combo Water Hole Access
Attachments: Estimate of Cost of Works
Author: Director Engineering Services
Date: 05 August 2016

Executive Summary:

In addition to the proposed application for the connection from Shaw St to the RV site, the construction of the access to Combo Waterhole from the Landsborough Highway is also proposed as a candidate for the Transport and Tourism Connection funding.

That discussion with Winton Shire Council continues towards a negotiated contribution to this project. This project could be reduced to just an improved gravel depending on what the outcome is as the project detail explains the cost for 4m seal below.

Recommendation:

That Council consider proceeding with an application for Transport and Tourism Connection funding with endorsement under the RRTG process, with Winton Shire Council to contribute towards the project through negotiation.

Background:

The estimated cost of the road works is \$1,566,931.51 and Council's share of this cost on a 50: 50 basis is \$783,465.76 based on 6m wide formation and 2 coat bitumen seal 4m wide including culvert drainage.

It is noted that prioritisation and approval of projects will be undertaken by TMR by the end of 2016 with construction commencement of construction in 2017-17 and delivery of the program by the end of June 2018.

Consultation: CEO, Dir Env, Dir Corp/Comm

Legal Implications:

Policy Implications:

Financial and Resource Implications: \$783,465.76 Unbudgeted for 2016-17

InfoXpert Document ID: 79612

6. ENVIRONMENT AND REGULATORY SERVICES

Environment and Regulatory Services Budget Statement

Revenue & Expenditure Totals Statement - September 2016

PROGRAM	REVENUE			EXPENDITURE		
	Actuals	%	Budget	Actuals	%	Budget
REFUSE COLLECTION & DISPOSAL	\$ 51,250	50%	\$ 102,187	\$ 10,025	7%	\$ 135,000
PEST PLANT & ANIMAL CONTROL	\$ 46,770	11%	\$ 413,750	\$ 390,427	66%	\$ 590,000
STOCK ROUTES & RESERVES	\$ 42,217	31%	\$ 138,000	\$ 28,441	15%	\$ 193,000
	<u>\$ 140,237</u>	<u>21%</u>	<u>\$ 653,937</u>	<u>\$ 428,892</u>	<u>47%</u>	<u>\$ 918,000</u>

Health Safety & Development

Revenue & Expenditure Totals Statement - September 2016

PROGRAM	REVENUE			EXPENDITURE		
	Actuals	%	Budget	Actuals	%	Budget
DISASTER MANAGEMENT	\$ 684	2%	\$ 28,750	\$ 14,495	52%	\$ 28,000
ENVIRON & HEALTH ADMIN	\$ 682	68%	\$ 1,000	\$ 62,503	14%	\$ 437,000
Operational				\$ 62,503		\$ 277,000
Depreciation				\$ -		\$ 160,000
LOCAL LAW ENFORCEMENT	\$ 4,869	59%	\$ 8,300	\$ 17,652	21%	\$ 84,000
LAND & BUILDING DEVELOPMENT	\$ 73	1%	\$ 5,000	\$ 5,876	3%	\$ 174,931
	<u>\$ 6,308</u>	<u>15%</u>	<u>\$ 43,050</u>	<u>\$ 100,525</u>	<u>14%</u>	<u>\$ 723,931</u>

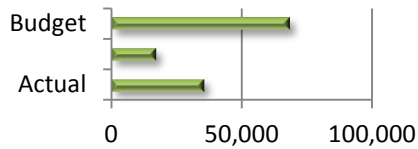
Capital Works Program 2016-2017 Version 1

Environment Management	Job Cost #	Budget	Actual	Comments
Reserves Asset Management	0430-3300-items	30,000	8,169.21	\$8,319 Committed
Community Services & Facilities				
Buildings & Other Structures				
Community Buildings - Various works as per Council Asset Management Plan	0420-2600-items	644,525	26,633.00	\$28,383 Committed
Council Housing - Various works as per Council Asset Management Plan	0420-2610-items	94,000	27,730.00	
Caravan Park - New Amenities Block	0420-2120-0001	554,000	4,411.86	\$11,344 Committed
Caravan Park - Construct additional sites	0420-2120-0002	114,000	3,167.00	\$30,112 Committed
Seniors Living - Repair works as per defects	0420-2510-0005	118,000	-	
Kev Bannah Oval - New Amenities Block	0420-2630-0000	353,000	2,203.64	\$8,300 Committed
McIntyre Park - Consultation for design only to construct wall on southern side of shed	0430-2610-0001	10,000	-	
TOTAL COMMUNITY BUILDINGS & OTHER STRUCTURES		1,887,525	64,145.50	
Corporate Services				
Buildings & Other Structures				
Corporate Buildings - Various as per Asset Management Plan	0420-4100-0000	173,500	-	\$81,965 Committed
McKinlay Works Depot - Replacement	0420-7900-0000	120,000	-	
TOTAL CORPORATE BUILDINGS & OTHER STRUCTURES		293,500	-	
Economic Development				
Julia Creek Livestock Facility	0430-3235-items	30,000	9,017.25	\$361 Committed
TOTAL ECONOMIC DEVELOPMENT		30,000	9,017.25	
TOTAL		2,241,025	81,331.96	

Environmental & Regulatory Services

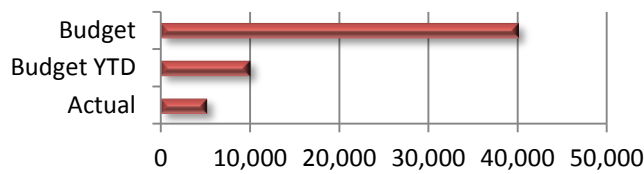
ENVIRO1 Refuse Collection and Disposal

	Actual	Budget
ENVIRO1.1 Refuse Collection Revenue 3100-1000	\$35,182	\$67,863



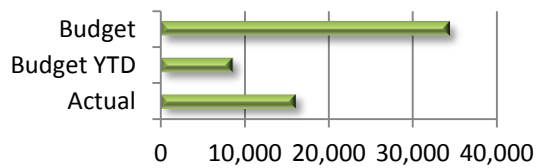
1/2 yearly levy

	Actual	Budget
ENVIRO1.2 Kerbside Rubbish Collection 5100-2800-0	\$5,189	\$40,000



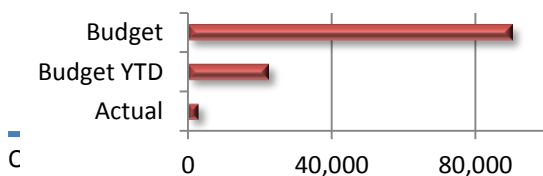
Plant now being costed. Tracking well

	Actual	Budget
ENVIRO1.3 Refuse Disposal Revenue 3110-1000	\$16,068	\$34,324



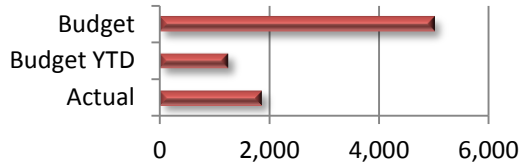
1/2 yearly levy

	Actual	Budget
ENVIRO1.4 Refuse Disposal Operational Costs 5100-8600-0	\$2,972	\$90,000



Plant still to be costed

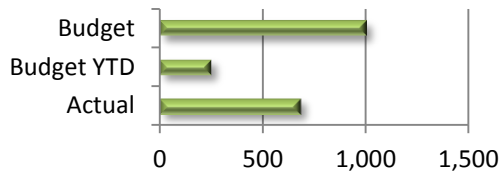
		Actual	Budget
ENVIRO1.5	Environmental Clean Up 5110-3600-0	\$1,864	\$5,000



Weed spraying at McKinlay

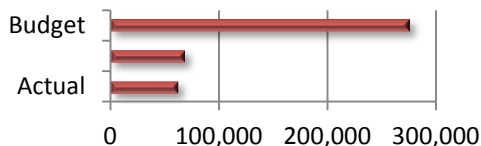
ENVIRO2 Environmental Health Services

		Actual	Budget
ENVIRO2.1	Environmental Licence Fees (Revenue) 3000-1200	\$682	\$1,000



Annual fees in August then dribs and drabs for rest of the year

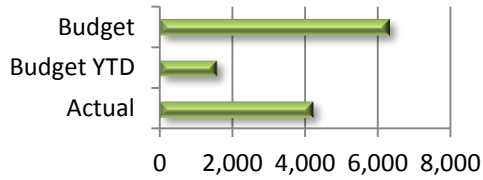
		Actual	Budget
ENVIRO2.2	Environmental Health Services 5320-2260-0	\$62,503	\$275,000



Tracking OK.

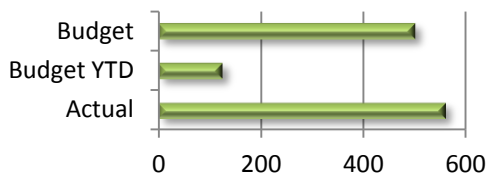
ENVIRO3 Local Law Administration

		Actual	Budget
ENVIRO3.1	Animal Registration Fees 3210-1200-1	\$4,209	\$6,300



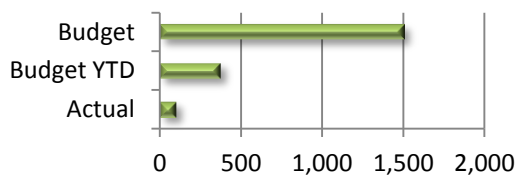
Annual fees received in July. Follow up on registrations commenced.

		Actual	Budget
ENVIRO3.2	Fines & Penalties – Animal Control 3210-1200-2	\$559	\$500



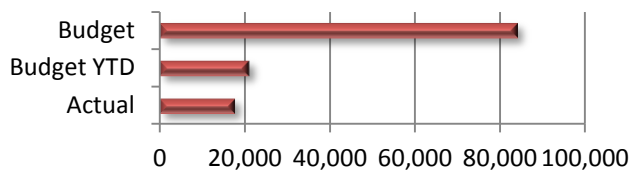
OK

		Actual	Budget
ENVIRO3.3	Animal Boarding 3210-1200-3	\$101	\$1,500



OK

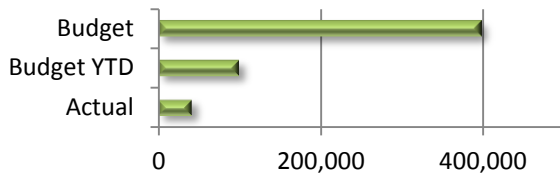
		Actual	Budget
ENVIRO3.4	Local Law Administration 5210-2600	\$17,652	\$84,000



Plant still to be costed otherwise tracking OK

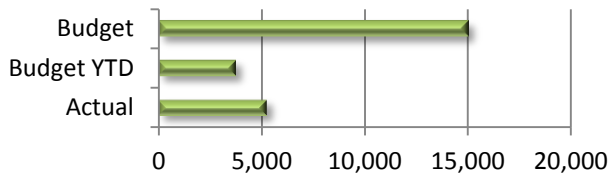
ENVIRO4 Noxious Weeds and Pest Control

		Actual	Budget
ENVIRO4.1	Pest Plant & Animal Control Funding 3220-1100-0	\$41,500	\$397,500



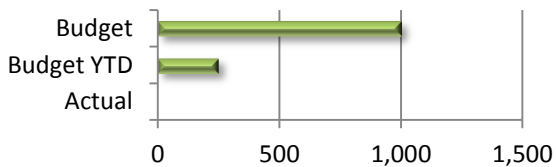
Invoices to be issued to Southern Gulf

		Actual	Budget
ENVIRO4.2	Truck Washdown Bay Revenue 3220-1200-2	\$5,244	\$15,000



Well above budget from usage.

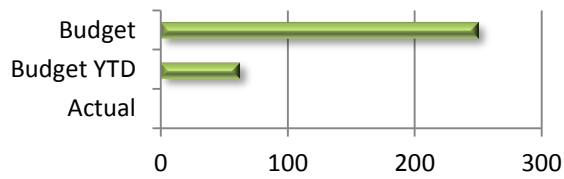
		Actual	Budget
ENVIRO4.3	Dingo Baits (Revenue) 3230-1200-3	\$0	\$1,000



No concern

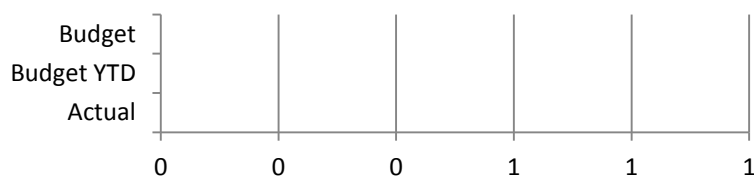
	Actual	Budget
--	--------	--------

ENVIRO4.4	Feral Pig Baits (Revenue) 3220-1200-4	\$0	\$250
-----------	---------------------------------------	-----	-------

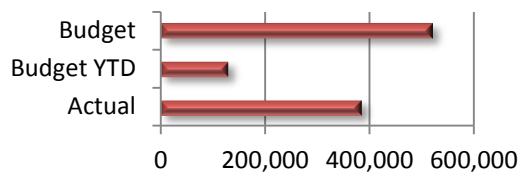


No concern

	Actual	Budget
ENVIRO4.5	\$0	\$0

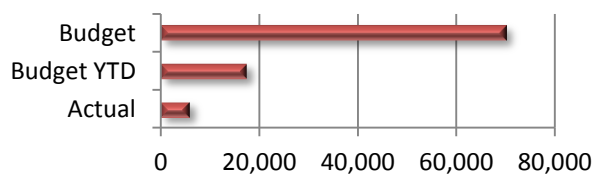


	Actual	Budget
ENVIRO4.5	\$384,506	\$520,000



Includes current program \$363K.

	Actual	Budget
ENVIRO4.6	\$5,921	\$70,000

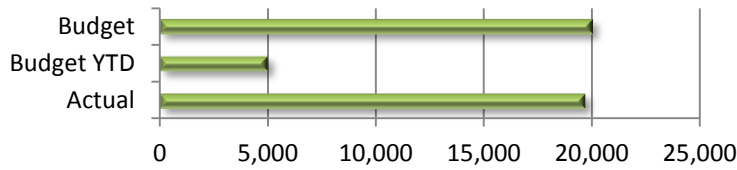


Mostly Avgas for aerial baiting

ENVIRO5 Livestock Operations

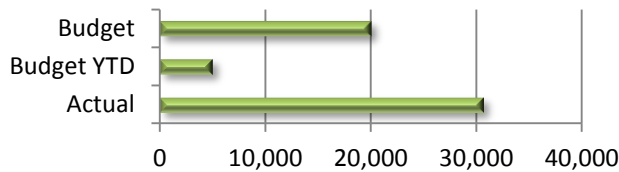
	Actual	Budget
--	--------	--------

ENVIRO5.1	Livestock Weighing Revenue 3235-1200-1	\$19,662	\$20,000
-----------	--	----------	----------



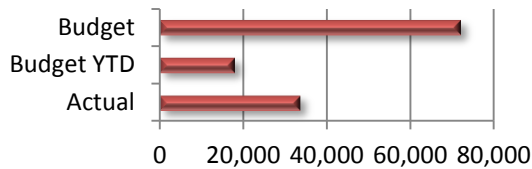
Well above expectations with commensurate overspend in expenditure

		Actual	Budget
ENVIRO5.2	Livestock Cattle Train Loading Revenue 3235-1200-3	\$30,618	\$20,000



Well above expectations with commensurate overspend in expenditure

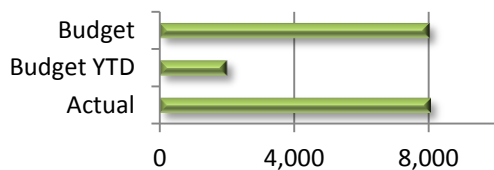
		Actual	Budget
ENVIRO5.3	Livestock Operational Costs 2000-3600, 2100-3600	\$33,615	\$72,000



Overspend commensurate with increased volumes.

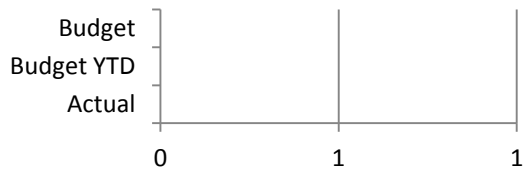
ENVIRO6 Stock Routes and Reserves

		Actual	Budget
ENVIRO6.3	Stock Route – Permit/Water Fees 3300-1800-2	\$8,037	\$8,000

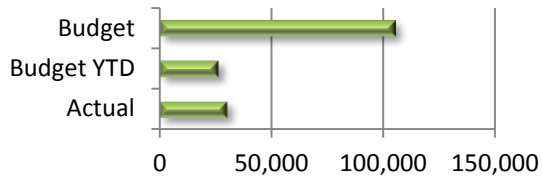


Stock route water agreement fees received in August

		Actual	Budget
ENVIRO6.2	Stock Route Recoverable Works (Revenue)	\$0	\$0

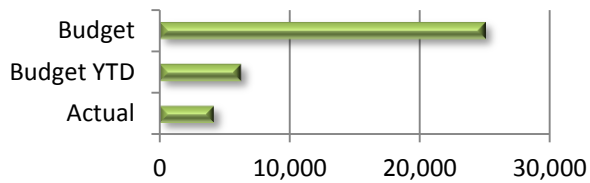


		Actual	Budget
ENVIRO6.4	Trustee Lease Fees 3300-1800-4	\$30,006	\$105,000



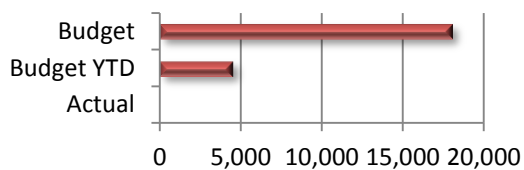
Tracking well

		Actual	Budget
ENVIRO6.5	Reserves Agistment Fees 3300-1800-5	\$4,176	\$25,000



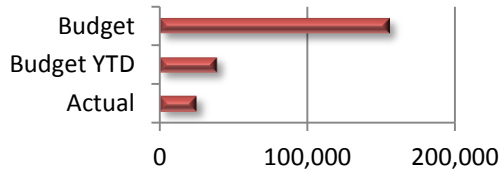
Tracking well

		Actual	Budget
ENVIRO6.6	Precept Expenses	\$0	\$18,000



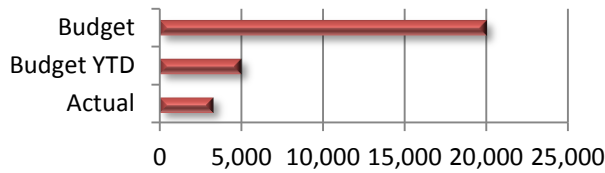
Due December

		Actual	Budget
ENVIRO6.7	Stock Route Maintenance 5300-9000-0	\$25,149	\$155,000



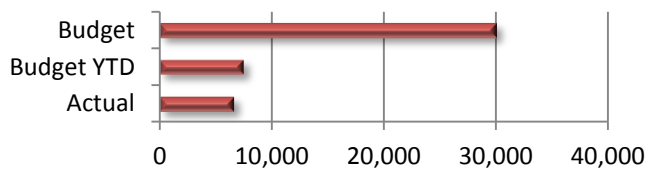
Tracking well

		Actual	Budget
ENVIRO6.8	Reserves Expenses 5300-9500-0	\$3,292	\$20,000



Tracking well

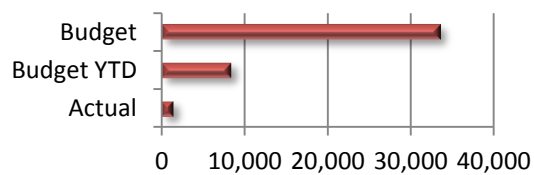
		Actual	Budget
ENVIRO6.9	Cemeteries 4120-3600-0	\$6,631	\$30,000



Tracking well

ENVIRO7 WORK Program

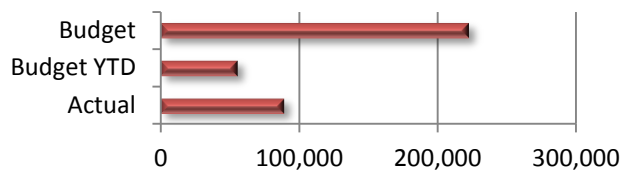
		Actual	Budget
ENVIRO7.1	Work Program 4650-3600-0	\$1,424	\$33,500



OK. Mowers to be purchased

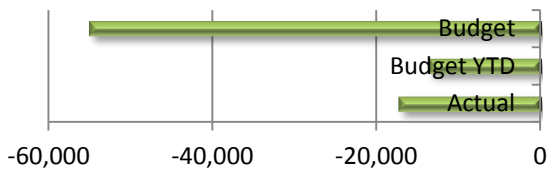
ENVIRO8 Workplace Health and Safety

		Actual	Budget
ENVIRO8.1	Workplace Health and Safety Costs 7300-2600-0	\$89,001	\$222,000

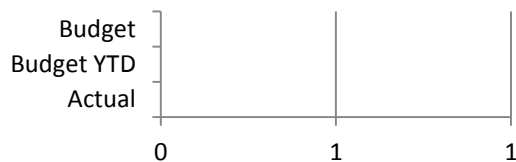


Includes Workcare and Chubb Fire \$48K

		Actual	Budget
ENVIRO8.2	Worker's Compensation Recovery Program	(\$17,413)	\$13,750.00 (\$55,000)



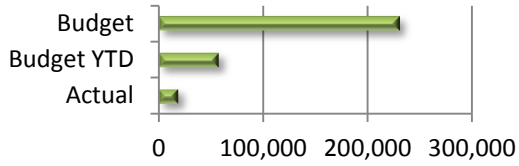
		Actual	Budget
ENVIRO8.3	Work Cover Reimbursements	\$0	\$0



ENVIRO9 Housing

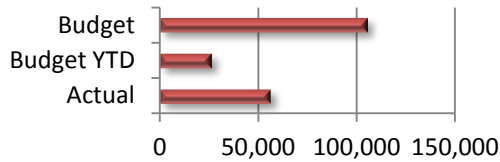
		Actual	Budget
--	--	--------	--------

ENVIRO9.1	Council Property / Staff Housing Program Revenue 3810-1300-0	\$18,847	\$230,000
-----------	--	----------	-----------



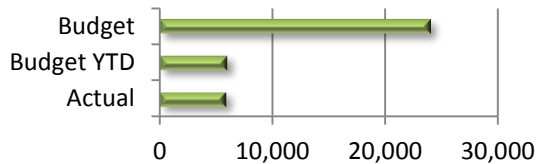
Budget includes \$160K for sale of 4 Shaw, 69 Coyne and 72 Coyne. Rentals in line with previous years

		Actual	Budget
ENVIRO9.3	Council Property / Staff Housing Program Expenditure 3100-2600-0	\$56,050	\$105,000



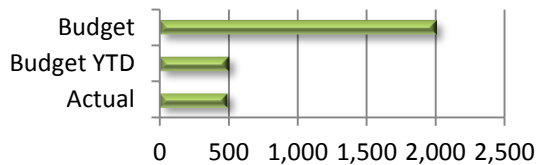
Insurance and rates \$32K

		Actual	Budget
ENVIRO10.4	FRB Centre RENT 3820-1300-0	\$5,880	\$24,000



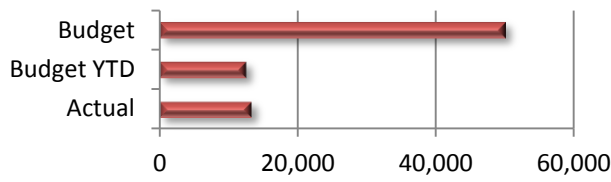
Tracking well

		Actual	Budget
ENVIRO10.4	Community Centre Hire Fees 3820-1200-0	\$493	\$2,000



Tracking well

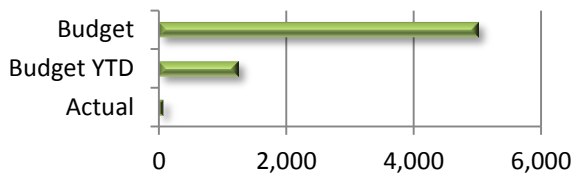
		Actual	Budget
ENVIRO10.5	FRB Units & Community Centre Operational Costs 4610-2600-0	\$13,323	\$50,000



Tracking well

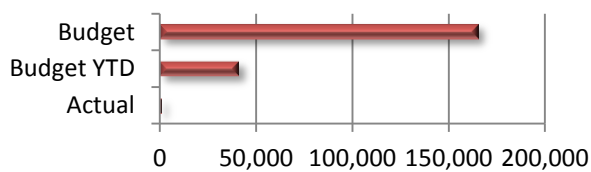
ENVIRO11 Land and Building Development

		Actual	Budget
ENVIRO11.1	Revenue 3900-0002-0	\$73	\$5,000



Tracking well

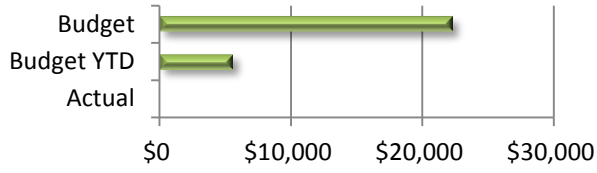
		Actual	Budget
ENVIRO11.2	Town Planning Program 3900-2200-0	\$1,267	\$165,000



Tracking well


ENVIRO12 Local Disaster Management

		Actual	Budget
ENVIRO12.1	SES Grants 2760-1100-0	\$0	\$22,250



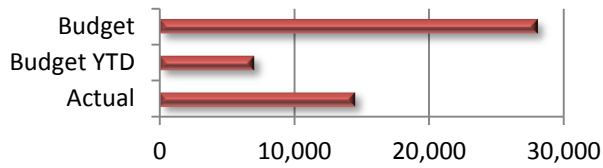
Last year was received in December

	Actual	Budget
ENVIRO12.2 Natural Disaster Grants	\$684	\$6,500



Last years receipt was October

	Actual	Budget
ENVIRO12.3 Disaster Management Operational Costs	\$14,495	\$28,000



Insurance & rates \$8K. Aircon \$4K



Ordinary Meeting of Council Friday 14th October 2016

6.1 Subject: Environment and Regulatory Services Report- September 2016

Attachments: 1. - ENVIRONMENTAL Revenue and Expenditure
2. - ENVIRONMENTAL REPORT- Graphs Report
3. - ENVIRONMENTAL Capital Works 2015-2016

Author: Director Environment and Regulatory Services

Date: 10 October 2016

Executive Summary:

This report outlines the general activities, revenue and expenditure for the department for the period September 2016 and generally up to date of writing this report.

Recommendation:

That Council receives the September 2016 Environment and Regulatory Services Report.

Background:

This report outlines the general activities of the department for the month of September 2016.

Detailed below are the general matters of interest that relate to the day to day activities of the department throughout the month. Attachment 1 and 2 detail the respective revenue and expenditure for the period. Attachment 3 outlines the cost of various capital works for the 2016-2017 year and Attachment 4 is the status of Capital Projects year to date.

1. **Environmental and Health Administration:** - Administrative staff has focused on various activities during the period however key actions have been:
 - a. Submission of SWIM data for 2015-2016 Financial Year;
 - b. Ensuring Food Business documentation is up to standard;
 - c. Initial discussions with DEHP regarding review of Environmental Relevant Activity (ERA) Licence for the Julia Creek Sewerage Treatment Plant upgrade;
 - d. Relief Airport Operating Officer;
 - e. Relief Stores Officer; and
 - f. Updating and reviewing Julia Creek Cemetery records.
2. **Water and Sewerage monitoring:** - Water sampling is carried out in accordance with our Drinking Water Quality Management Plan (DWQMP) across our four (4) water supplies. Key matters of concern under the DWQMP are the presence of *Escherichia coli* or e-coli in the water. The presence of e-coli has potential health impacts.

Sampling carried out in September established no e-coli presence in the four (4) water supplies.

Sewerage sampling is carried out on the Julia Creek Sewerage Treatment Plant in accordance with the requirements of the licences issued by the Department of Environment and Heritage.

The Engineering Department are still pumping for the penstock manhole adjacent to the Hickman Street Sewerage pump station and is currently being monitored, with permanent repairs currently being scheduled for August. Engineering carried out works to direct all effluent to the old lined pond. This now means that no effluent is being discharged to the environment.

- 3. Refuse Collection and Disposal:** - Council submitted all Site Based Management Plans (SBMP) for the respective land fill facilities to the Department of Environment and Heritage. A formal response was received from the department in relating to the management plan and recent site inspections. The Department required siting of formal training and information relating to the rehabilitation of the "old" pit areas located to the west of the existing fenced area. The response to this report has been delayed due to the availability of appropriate plant and wet weather to carry out the investigative works. The department has been notified and alternate plant is currently being sourced.

Routine collection of kerb side rubbish continued in Julia Creek. The average weekly volume of household refuse collected every Friday is increasing to just under 20 cubic meters per week or one truck load. This is now expected to increase as we ramp up into the tourist season. We have been experiencing minimal breakdowns on the refuse truck. These breakdowns haven't caused any unnecessary delay.

The occurrences of wind blown refuse is increasing with catch fencing is still controlling the material to within the fenced of the land fill area. Minimal wind blown refuse is evident outside the fencing and is being monitored. Work Camp have been tasked to carry out regular clean ups as part of their rehabilitation program and this has been keeping the refuse under control. Engineering are now routinely pushing the land fill and other areas mainly utilising Parks Department plant and the backhoe is now being used on a construction site out of town.

The drainage sump on the main pit has been installed and the "flex drive" pump is now available. The pit will then be pumped out and then pumped out on a routine basis after or during events in order to allow access to the pit.

Parks and Gardens have cleared the old Green Waste site of the steel and concrete and start a renewed effort to commence a "Green waste recycling" program. There is now a significant amount of green waste being generated and it appears to have minimal to nil contaminated materials in it.

Fencing at McKinlay, Kynuna and Nelia landfills appear to be working well with very little to no windblown refuse noticeable originating from the pit areas. Nelia will be dealt with during the construction works being carried out on the Highway. Department staff will follow up with burning of wind blown refuse where no danger of fire spreading can occur.

There was no hydrocarbon (waste oil) collected in September. Oil is collected for recycling at no cost to Council.

There were no batteries collected in September.

There are no cars placed or removed from the land fills in August.

- 4. Illegal dumping:** There were no reported incidents of illegal dumping in August.
- 5. Local Law Enforcement:** Staff continued to carry out routine local patrols in the Julia Creek area and in the three townships. Overall the incidences of dogs wandering have reduced significantly over the past ten months. However this appears to have had a subsequent increase of cats.

The "dog litter" waste disposal bag dispensers has continued to be found to be working very well, with a very high usage at the RV and Caravan Park over the past few months. Staff have found a number of "used" bags in the lagoon area of the RV Park and are monitoring the situation.

General information of activities for Local Law/Animal Control matters is outlined in Table 1 below:

Activity	Number/Details
Impounding's	Three (3)
Infringement notices	Nil
Euthanized	Nil
Verbal warning	Nil
Official warnings	Nil
Complaints	One (1) – Noise Complaint
Dog Boarding	Four (4)
Removal of Dead Animals	Kite Hawk struck by REX Plane
Trapping Locations & Results	Cat Traps in various areas within Julia Creek

Table 1 - Animal Control/Local Law activities

6. Environmental Health: -

Vector Control: - There were a few comments made during the month regarding increase in mosquitos around Julia Creek and in particular McIntyre Park. A fogging machine has been ordered and will be ready to use by the middle of October.

Treatment of various storm water drains will need to be continued over the coming months especially with the recent, although minimal rains. Preventative management measures were continued these include:

- a. Ongoing checks of drains and other low lying areas. Areas of concern continued to be the Hickman Street drain and to the rear of the Caravan Park. The local laws Officer has poisoned drain near Service Station and also Hickman Street drain during the month;
- b. Fly baiting is regularly applied at all Land Fill facilities;
- c. No rats have been found during follow up inspections of traps placed in various locations around the Julia Creek area; and
- d. Spaying for Spiders around all Council Buildings is ongoing with most facilities and housing sprayed in May and the next scheduled program due in early mid October/November. Red backs have been observed at a couple of Council Buildings during the month.

Notifiable Diseases Report: - There was no notifiable disease reports received from Qld Health for the month.

Food Audit Inspections: - Food inspections were undertaken on the first week of October. Reports will be sent out to businesses in the coming weeks.

Food Safety Recall: - There were two food safety recalls for the period.

Pest Plant and Animal Control: - Due to the wet weather, minimal pest weed management has carried out during the month.

Pest Plants:

- a. \$360,000 (EX GST) Pest Weed Grant – A total of 76 rural property owners submitted expressions of interest and all were allocated a portion of the 28.2 tonne of herbicide (scrubmaster).

- b. Southern Gulf NRM carried out successful for a joint project on the McKinlay Town Common to treat Mesquite along the McKinlay River. A check of the common will be carried out in mid/late July in order to establish the effectiveness of the program.
- c. Staff has discussed funding options with Southern Gulf NRM relating to areas of rubber vine in the Flinders and Cloncurry Rivers areas to be carried out in conjunction with land holders. There is a small chance of funds being available late 2016 however subject to priority!
- d. Truck Wash –The under body and main truck wash facilities are working well. The issues relating to “brown outs” and it shutting down the pumps is still being investigated and causing serviceability issues from time to time. However the occurrences of these events appear to be reducing. Electrical contractors have made some adjustments t the electrical system – these changes appear to be working effectively at the moment;
- e. Spraying of drains etc. in the Julia Creek area along with general pest weed spraying from the rail bridge down stream to the sewerage treatment plant. This is part of an ongoing program to reduce pest weed along Julia Creek. Parks and Gardens department staff have been cleaning pest weed and other foreign materials along Julia Creek opposite the RV, caravan park and sewerage treatment plant; and

Feral Animal Control:

Council was verbally advised by Southern Gulf NRM that it was successful in a grant for its annual baiting program. The agreement has been signed off and awaiting a finalisation.

Staff have followed up the SG NRM regarding the requested extension of time for the grant to support a trapping program. At this stage the outcome is to claim the funds and quarantine these into the wild dog funds held by Council.

No factory baits were issued during September.

Nine (9) dingo scalps were presented in September.

Livestock Operations: -Table 2 below details the month and year to date activities.

A total of 2,233 head of cattle were loaded in September making the progressive total for the 2016 Livestock Season so far to 19,489.

Seven (7) trains were loaded in September making the progressive total for the 2016 Livestock Season so far to Thirty Eight (38).

Council has executed a services agreement with Aurizon for the ongoing management and supply of staff for the loading of livestock onto rail at the facility to the end of 2017. Council is waiting for the response for Aurizon. This is of similar contractual arrangements of previously operated under.

CALENDAR and FINANCIAL YEAR CATTLE LOADING FOR MCKINLAY SHIRE COUNCIL									
	2008	2009	2010	2011	2012	2013	2014	2015	2016
JANUARY	0	0	0	0	0	0	0	0	0
FEBRUARY	0	0	0	687	0	1764	680	0	0
MARCH	0	0	0	116	1102	5310	851	0	572
APRIL	11735	3580	2189	2207	2791	5813	1811	7653	1737
MAY	13411	4021	4153	1327	6178	8670	7414	7204	2933
JUNE	6162	7089	5166	5910	3788	8451	5912	6605	3486
JULY	8951	1839	7195	3261	4877	7645	5246	6998	3565

AUGUST	5112	1520	6012	3566	6534	4215	6843	3936	4963
SEPTEMBER	2705	6396	2437	5561	5410	1904	4508	315	2233
OCTOBER	2123	4511	861	5228	5833	1800	3122	0	
NOVEMBER	799	1033	498	3546	4568	0	3439	0	
DECEMBER	0	0	0	709	110	0	0	0	
TOTAL FOR THE YEAR TO DATE	50998	29989	28511	32118	41141	45572	38826	32711	19489

Table 2 - Live Stock/Cattle Loading Julia Creek Rail Facility

Julia Creek Livestock Facility:

The use of the sale yard and weighing facility is continuing with the regular use by road transport.

There were 2,665 head of cattle weighed at the facility during September. A total of 12,495 head of cattle has been weighed and scanned to date in 2016.

Table 3 below, details the month and year to date activities for the Julia Creek Livestock Facility.

CATTLE YARDS WEIGHING NUMBERS							
<u>MONTH</u>	<u>2010</u>	<u>2011</u>	<u>2012</u>	<u>2013</u>	<u>2014</u>	<u>2015</u>	<u>2016</u>
JANUARY	384	0	199	0	359	0	0
FEBRUARY	0	320	2309	1740	1322	1872	525
MARCH	2026	500	0	676	617	3446	856
APRIL	1591	2881	1048	1584	406	5315	951
MAY	2350	2642	3257	3829	1891	8107	651
JUNE	6294	2188	287	3976	2,109	3,442	1456
JULY	4575	542	3,931	1,774	0	2,170	2809
AUGUST	4778	2720	3260	0	374	1183	2582
SEPTEMBER	2334	2,995	1706	338	3274	1208	2665
OCTOBER	1316	1276	618	1153	790	1252	
NOVEMBER	108	2031	825	357	508	0	
DECEMBER	541	271	524	0	240		
TOTAL FOR THE YEAR	26,297	18,366	17,964	15,427	11,890	27,635	12,495

Table 3 - Live Stock/Cattle Weighing & Scanning Julia Creek Livestock Facility

7. Stock Routes and Reserves: -

Spraying of Stock Route Waters has commenced and will continue now until the end of the year.

Lodged Capital Works Requests to DERM for various water facilities. No response yet if we have been successful.

No Water Agreements were finalised during the month however the two agreements that are still in draft stage should be finalised in the coming months.

No. of Agreements	Status
Sixteen (16)	Finalised (pre SRMS)
Ten (10)	Finalised (SRMS)
Two (2)	Draft Stage
TOTAL STOCK ROUTE WATER AGREEMENTS	TWENTY EIGHT (28)

Table 4 – Water Agreement Status

Staff are using the Stock Routes Management System (SRMS) for all stock route management and also the processing of Water Agreements. The SRMS also allows for applications to be made for Capital Grants and upgrade works for Stock Route Facilities.

No Agistment/Tailing Permits were issued during the month.

8. **WORK Program:** -The Work Camp program has been busy with a number of community based programs as detailed below in Table 4.

Activity	Details
Mowing of various NFP yards in Julia Creek	Mowing conducted frequently
Paint Sale Yards, Erect new footpath & General Maintenance of yards	Ongoing
Mowing of all local churches	Mowing conducted frequently
Julia Creek Waste Management and Recycling Facility – Picking up Rubbish	Ongoing
Various works at Cemeteries	Ongoing
Clean event area at Dirt and Dust Venue	Ongoing
Various works at Swimming Pool, including new paved area	Ongoing
Decking at CSA Building	Ongoing
Works at Pony Club	Ongoing

Table 5- Work Camp Activities

Further discussions have now been made with Corrective Services to assist in formal programmed training opportunities for inmates along with general support to Council. Senior staff from the Department continues to discuss a number of matters with Council including;

- a. Workcamp support to Cloncurry Shire – This is matter is still under consideration by the Department, with the likelihood that the Boulia team will provide the main effort in support. Support is being provided to the Cloncurry muster with additional support to Julia Creek being provided by shortening the Boulia stay;
 - b. Ongoing training at Certificate 2/3 level for inmates. This program has been working well in 2015 and will likely see a more focused arrangement for practical training in 2016.
 - c. Placement of appropriately qualified inmates with the workshops etc. where applicable
9. **Workplace Health and Safety:** - The programmed Hazard inspections and Rectification Action Plans were completed for the period. The department is currently up to date with all scheduled Take 5 training requirements to the end of September.

10. **Corporate Facilities and Housing:** - General maintenance demands on Councils facilities and housing stock is ongoing, however it is again noticeable that general reactive maintenance requests has significantly reduced.

The new DeltaS Program is now being used for all maintenance requests. This is being done so we can see all the issues that are affecting each of our buildings.

Staff Housing Activities

Activity	Number
Properties Available for use	NOTE three (3) dwellings are available for use. 1. 4 Amberley Drive 2. 72 Coyne Street – condition is very ordinary 3. 25 Byrne Street – reserved for incoming DERS
Properties not available	1. 4 Shaw Street is not available due to its condition 2. 69 Coyne Street is not available due to its condition
New Tenancies	Nil
Finalised Tenancies	Nil
Remedy Breach	Nil
Notice to Leave	Nil
General	General Maintenance performed when required. No major works being undertaken

Table 6 - Staff Housing Activities

Senior/Aged Care Housing

Senior/Aged Care Housing activities for the month are detailed in Table 7 Below:

Activity	Number
Properties Available	4
New Tenancies	Nil
Finalised Tenancies	1
Remedy Breach	Nil
Notice to Leave	Nil
General	General Maintenance performed when required

Table 7 - Senior/Aged Care Housing Activities

Corporate Facility maintenance issues raised during the month are detailed in Table 8 below. Most of these matters were identified during routine inspections by staff and are part of the preventative maintenance program. Where practical these works are carried out by council staff, however local trades are engaged to carry out the work if required.

<u>Location</u>	<u>Issue</u>	<u>Contractor</u>
CSA Building	Aircon is tripping RCD	Fully Wired
CSA Building	Top step has split, replace timber	Brad
Administration Building	Door hinge on upstairs entry grinds when opened – screws loose and needs to be tightened	Brad
Kev Bannah Oval	Broken power point in box on light pole, to be replaced	Fully Wired
Caravan Park	Bedside light in Cabin 4 not working	Fully Wired
CSA	Installation of new Power Points both inside and outside	Fully Wired
Kev Bannah Oval	Power issues to whole of oval, reports is to be provided from Daniell Alexander	Fully Wired
Kev Bannah Oval	Cover of Electrical box has snapped off	Fully Wired

Table 8–Corporate Facilities Maintenance

11. **Regulatory Services, Land and Building Development:** - No new development applications lodged in August.

Project	Status	Comment
MCU Impact Assessable– Inconsistent use with Rural Lands	Referral stage.	Part Lot 57 Kynuna Road. With SARA – applicant still to confirm lodgement. Information Request for SARA received for information of Council.

Table 9 – Development Control Matters

A number of plumbing inspections were carried out on the Hall upgrade and Gannon’s hotel.

12. **Disaster Management:** -No incidents occurred that required the activation of the LDMG or SES.

An application has now been made for a new “Storm” trailer. Delivery is scheduled some time in 2016.

The Local Disaster Management Plan is under review in preparation for the 2016/17 season. This plan should be ready for submission to Council at its September meeting.

13. **Cemeteries:** - Work is continuing with the development and updating of the Cemeteries data base. At the end of August is about 96% of the Julia Creek Cemetery grave sites have been identified and marked up on a map. This essentially equates to less that 20 graves that Council does not have information on. Further the data base has been updated for the Julia Creek Cemetery.

Staff are progressing through old records to assist in the identification of those sites that remain “unidentified” including church records. Final checks are being made before being place in use. Staff are reviewing a program that will allow public access to these records whilst maintain data security.

Staff are following up on the replacement of a head stone/grave that was removed some years ago so a family member could be buried win the same plot. It appears that the existing head stone may not be able to be placed back over the same grave. The family have been quite difficult to contact, however staff are still following up.

The Parks Department have continued maintenance and watering of the Cemetery in order to improve the appearance and also deal with a number of potential trip/fall hazards on site.

Work Camp is currently making row markers and will install in the sections over the coming months. Staff are currently looking options for additional signage for the Julia Creek Cemetery. This will allow for easier identification for graves. The following general information regarding the cemeteries is detailed below in Table 10.

Activity	Number
Funerals	Nil
Enquiries	Nil
Plot Reservations	Nil
Other	Nil

Table 10 - Cemetery Activities

14. **Capital Works and other projects:** - The 2015/16 Capital works program is now complete. There was minimal work held over due mainly to contractors not been able to finalise in time.

Key focus at the moment is the annual shut down of the pool and subsequent works to the plant room and design development to the Caravan Park amenities and Kev Bannah Oval Toilets.

15. **Native Title:** - This section of the report and outlines the current status of the Native title Claim currently over part of the Shire. Table 10 below outlines the current claims over the shire.

Claim no.	Application name	Claim Area over LGA (external boundary only) Sq Kms	Percentage % of LGA covered by claim
QUD592/2015	Koa People	2545.91	6.25%
QUD558/2015	Mitakoodi Mayi People#5	15197.12	37.31%

Table 11 – Native Title Claims over the LGA

Council's solicitors have made application for funding to support an ongoing response to the claim on behalf of all local authorities. Part of the application is to also make allowance to travel to the relevant local authorities to provide a face to face update – subject to the funding approval. The solicitors provided Council with an update at its briefing meeting held on 5th July 2016.

At this stage the claim is with the Courts and the claimant's dealing with an internal claimant matters with the latest advice indicating that the courts are awaiting the outcome of a genealogical report. It's likely that this activity will not see any progress until some time after November 2016.

16. New Local Laws

Drafts have been forwarded to DILGP for review and advice. We have suggested minor changes to repeal clauses and have sought comment on process now to be followed.

17. Native Title

Update on the KOA claim is attached.

18. Cultural Heritage

Update from Gilkerson Legal is attached for Councillor's information.

Consultation: (internal/External)

Nil

Legal Implications:

Nil

Policy Implications:

Nil

Financial and Resource Implications:

Nil

InfoXpert Document ID:

7. COMMUNITY SERVICES REPORT

Community Services Budget Statement

Revenue & Expenditure Totals Statement - September 2016

PROGRAM	REVENUE			EXPENDITURE		
	Actuals	%	Budget	Actuals	%	Budget
COMMUNITY SERVICES ADMIN	\$ -	0%	\$ -	\$ 41,068	22%	\$ 183,000
CARAVAN PARK	\$ 86,834	8%	\$ 1,103,862	\$ 54,325	24%	\$ 224,500
Operational				\$ 54,325		\$ 205,500
Depreciation				\$ -		\$ 19,000
MEDICAL CENTRE	\$ 12,989	29%	\$ 45,000	\$ 13,662	20%	\$ 66,800
Operational				\$ 13,662		\$ 60,000
Depreciation				\$ -		\$ 6,800
LIBRARY SERVICES	\$ 754	83%	\$ 912	\$ 32,062	19%	\$ 165,000
EVENTS SUPPORT & PROMOTIONAL	\$ -	0%	\$ -	\$ 10,915	6%	\$ 173,500
HERITAGE & CULTURAL	\$ -	0%	\$ 150,772	\$ 13,784	20%	\$ 70,196
COMMUNITY SUPPORT	\$ 72,306	23%	\$ 317,015	\$ 86,461	16%	\$ 557,600
SPORTS & RECREATION	\$ 10,939	2%	\$ 488,000	\$ 90,351	29%	\$ 307,000
PARKS, GARDENS & AMENITIES	\$ -	0%	\$ -	\$ 145,237	28%	\$ 510,000
CIVIC CENTRE & OLD HACC BUILDING	\$ 401,757	36%	\$ 1,104,853	\$ 18,090	23%	\$ 77,850
CEMETERIES	\$ -	0%	\$ -	\$ 6,631	22%	\$ 30,000
WORK PROGRAM	\$ -	0%	\$ -	\$ 1,424	4%	\$ 33,500
SWIMMING POOL	\$ 749	8%	\$ 9,000	\$ 70,566	27%	\$ 261,500
Operational				\$ 70,566		\$ 255,000
Depreciation				\$ -		\$ 6,500
HOUSING	\$ 25,219	10%	\$ 256,000	\$ 68,863	40%	\$ 172,000
Operational				\$ 68,863		\$ 155,000
Depreciation				\$ -		\$ 17,000
	<u>\$ 611,547</u>	<u>18%</u>	<u>\$ 3,475,414</u>	<u>\$ 646,806</u>	<u>23%</u>	<u>\$ 2,832,446</u>

Capital Works Program 2016-2017 Version 1

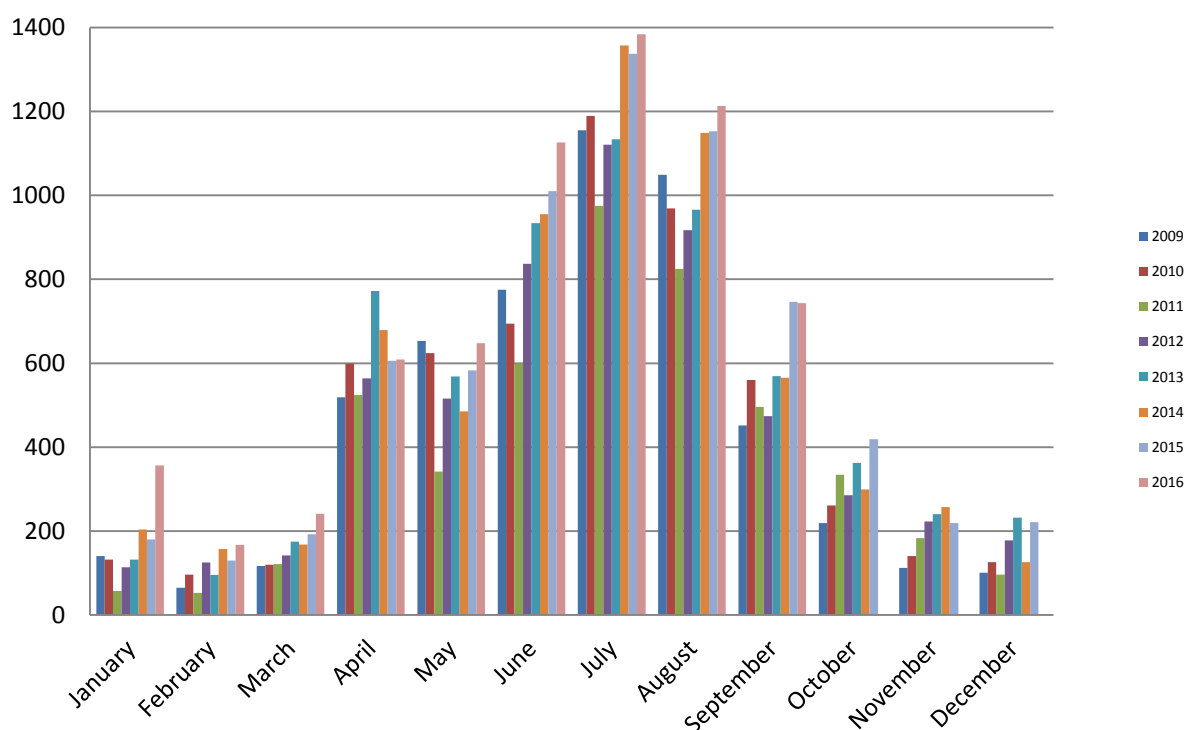
Community Services & Facilities	Job Cost #	Budget	Actual	Comments
Buildings & Other Structures				
Caravan Park - New Amenities Block	0420-2120-0001	554,000	4,412	\$11,344 Committed
Caravan Park - Construct additional sites	0420-2120-0002	114,000	3,167	\$30,112 Committed
Jan Eckford Centre - Refurbish building	0420-2310-0000	328,257	174,694	\$110,403 Committed
CSA Building - New tables and chairs	0450-4100-0000	7,000	-	
Seniors Living - Repair works as per defects	0420-2510-0005	118,000	-	
Kev Bannah Oval - New Amenities Block	0420-2630-0000	353,000	2,204	\$8,300 Committed
McIntyre Park - Consultation for design only to construct wall on southern side of shed	0430-2610-0001	10,000	-	
TOTAL COMMUNITY BUILDINGS & OTHER STRUCTURES		1,484,257	184,477	
Parks & Gardens				
Peter Dawes Park - New toddler based playground equipment	0430-2700-0002	100,000	-	
McIntyre Park - Playground equipment	0430-2610-0004	50,000	-	
Bike Safety Park Enhancement - Landscaping	0430-2700-0003	5,000	-	
TOTAL PARKS & GARDENS		155,000	-	

Corporate Services		Job Cost #	Budget	Actual	Comments
Buildings & Other Structures					
Corporate Buildings - Various as per Asset Management Plan		0420-4100-items	173,500	-	\$16,251 Committed
Burke Street - New shade sails		0430-1100-0000	250,000	-	\$689 Committed
Township Tourism Signage - McKinlay & Kynuna		0430-2291-0000	50,000	-	
Civic Centre - Refurbish building		0420-2750-0000	2,000,000	779,051	\$1,198,675 Committed
Tennis Courts Resurfacing - Julia Creek & McKinlay		0430-2680-0000	220,000	-	
Solar Project (Council)		0430-2000-0000	95,000	104,568	\$252,686 Committed
TOTAL CORPORATE BUILDINGS & OTHER STRUCTURES			2,788,500	883,619	
Other					
Office Equipment - Replacemnt of furniture, IT equipment, software and other		7180-4100-items	30,000	-	
Economic Development					
Artesian Spa, Julia Creek Plan		0430-2290-0000	305,862	4,808	\$9,332 Committed
TOTAL ECONOMIC DEVELOPMENT			305,862	4,808	
TOTAL			4,763,619	1,072,903	

COM1 Caravan Park

		Actual	Budget
COM1.1	Caravan Park Operational Costs	\$54,325	\$205,500
		Actual	Budget
COM1.2	Caravan Park Fees Revenue	\$86,834	\$180,000
		Actual	Budget
COM1.2	Caravan Park Fees Revenue	\$86,834	\$180,000

Caravan Park Visitors



COM3 Medical Centre

		Actual	Budget
COM3.1	Medical Centre Recoverable Works	\$12,989	\$45,000
		Actual	Budget
COM3.2	Medical Centre Operations	\$13,662	\$60,000

Medical centre continues to operate on Monday, Tuesday and Wednesday afternoons and also on Saturday mornings.

COM4 Library Services

		Actual	Budget
COM4.1	Grants, Fees and Charges	\$754	\$912
		Actual	Budget
COM4.2	Julia Creek Library Operations	\$28,943	\$150,000

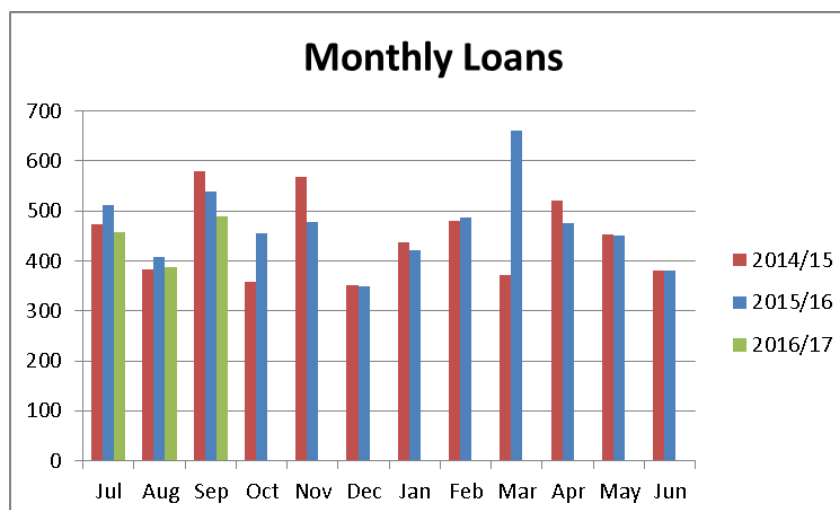
With a combination of school holidays and a library exchange I have been very busy. The library is becoming increasingly popular as the place to meet in town. We seem to be the in place for a chat and catch up whilst waiting for kids that are either at dance classes, swimming or one of the holiday programs.

This gives me the opportunity to engage with people who wouldn't necessarily visit a library as such and encourage them to check out the DVDs or read a magazine, see what awesome books we have available for their kids.

Great to see up to as many as 14 kids at the library after school in the afternoons, all well behaved and helpful to each other. Some to play on the computers but some budding movie buffs use the Ipads to make movies; they are becoming quite proficient and often surprise me with their results.

As expected the tourist numbers are declining with the warmer weather therefore my broadband for seniors numbers are lower too. This as always is seasonal so not of any major concern.

Loans for September 2016



COM5 Festivals and Events

		Actual	Budget
COM5.1	Events Revenue, Grants & Subsidies	\$0	\$0
		Actual	Budget
COM5.2	Events Operational Costs	\$10,915	\$173,500

Bush Dinners

2016 Bush dinners commenced on 18th April 2016 and ran until 12th September 2016. There were 2013 meals served throughout 2016; compared with 1581 in 2015; and 1484 in 2014.

McKinlay Shire Annual Challenge – 23rd-24th September 2016

The inaugural McKinlay Shire Annual Challenge was held on the weekend of 23rd-24th September 2016. The weekend featured kids' events, two handed cutting, futurity stars campdraft, encouragement challenge and a classic challenge.

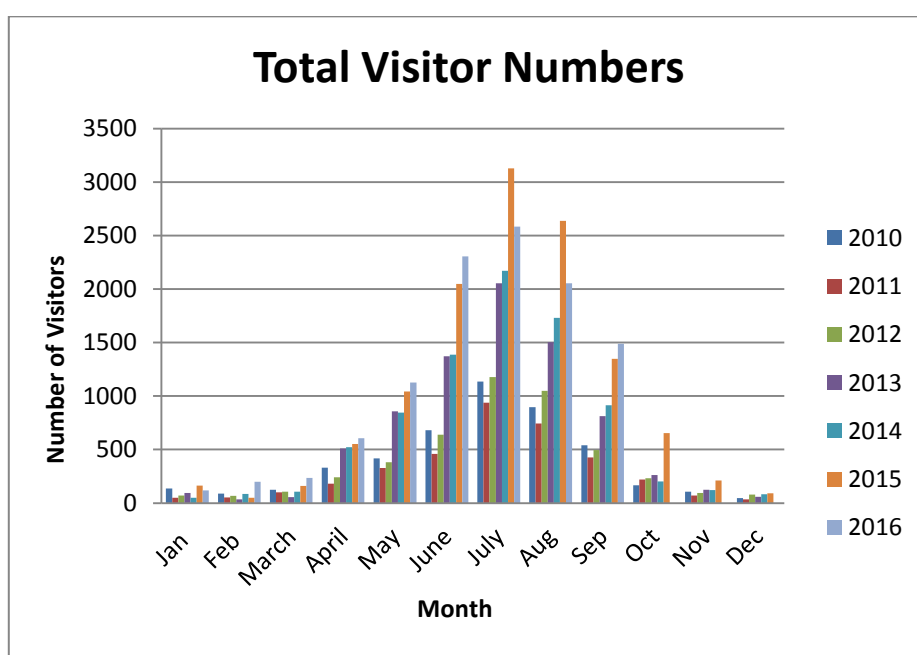
Julia Creek Town VS Country Football and Netball – 24th September 2016

The fourth consecutive Town Vs Country Football game was held on Saturday 24th September. This year, the event inaugurated a Netball and Old Fogies Football Game.

COM6 Tourism

		Actual	Budget
COM6.1	Tourism Promotional Sales	\$15,692	\$29,960
		Actual	Budget
COM6.2	Tourism Operational Expenses	\$84,764	\$388,700

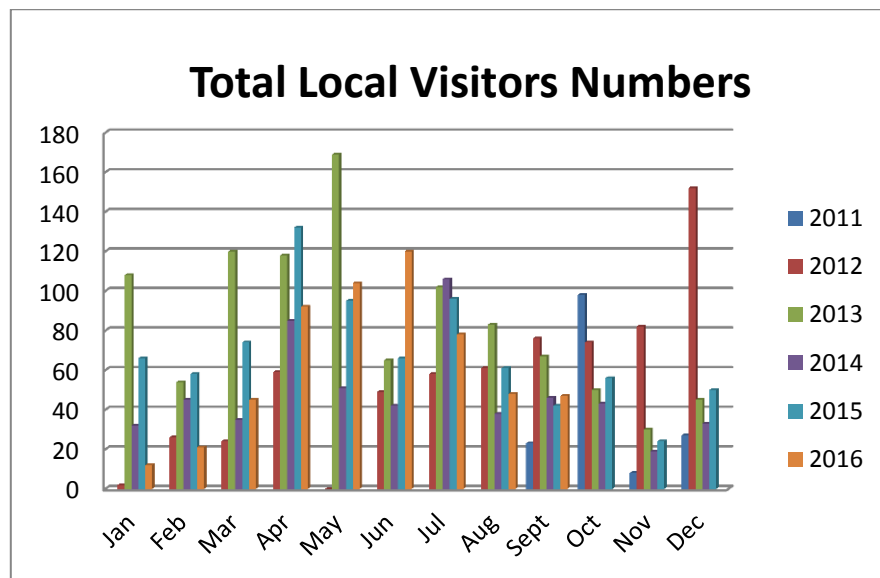
Total Visitor Numbers for September 2016 - 1487



There were 1487 visitors to the Julia Creek Visitor Information Centre in September 2016 compared with 1347 in September 2015 – a 10.39% increase between 2015 and 2016 figures. There have been 10714 visitors to the Julia Creek Visitor Information centre this year to date (YTD) compared with 11132 visitors over the same period in 2015 – a 3.75% decrease between 2015 and 2016 YTD figures. Our YTD visitor numbers have been affected by the unseasonal winter rain in July and August 2016.

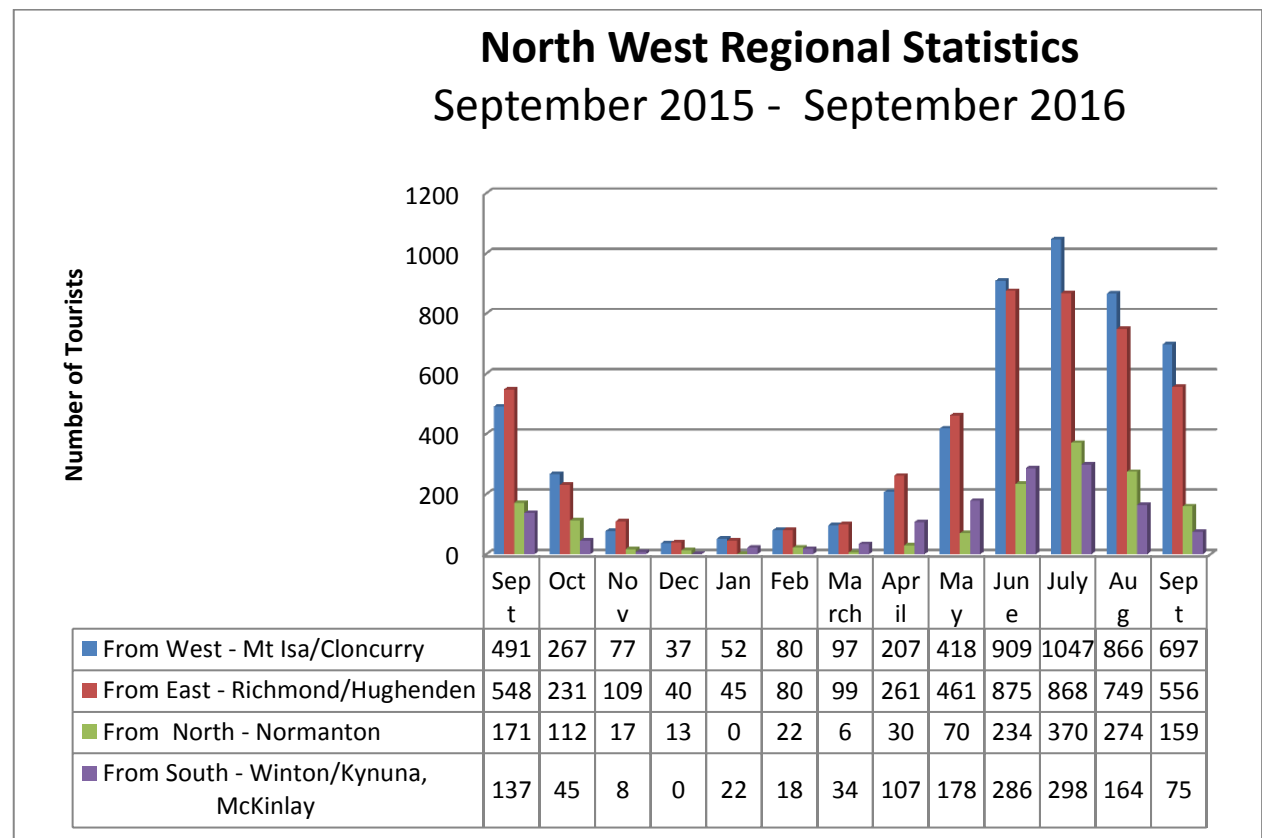
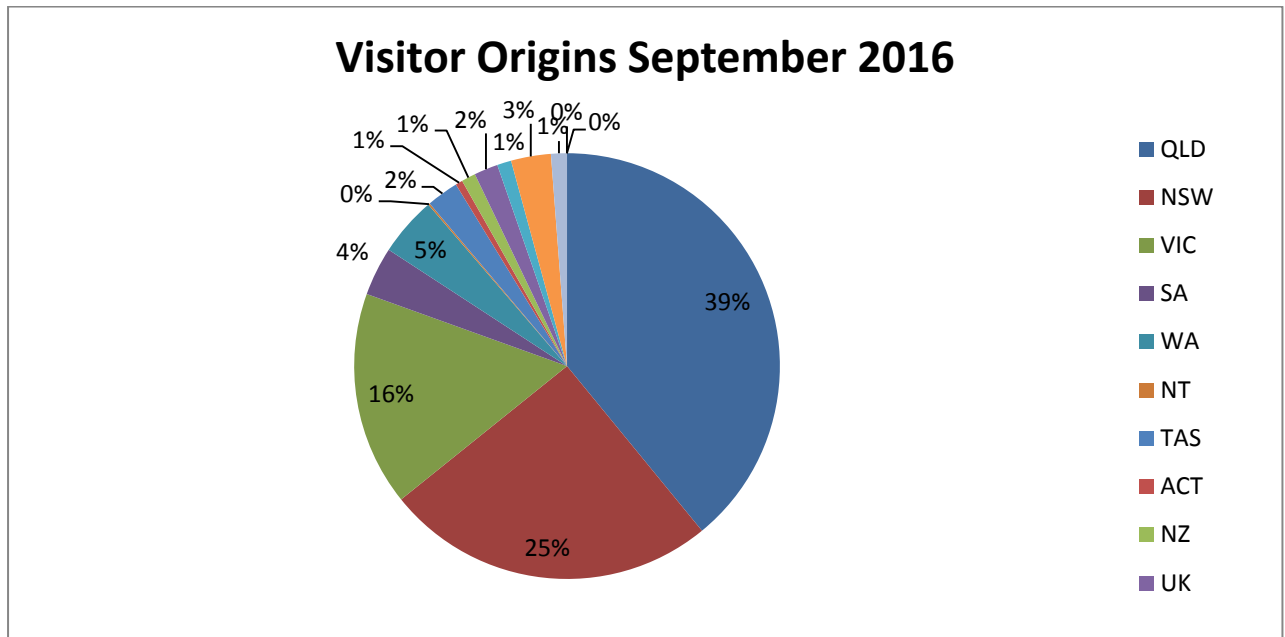
	2010	2011	2012	2013	2014	2015	2016
Jan	135	48	71	94	50	164	119
Feb	89	51	66	35	85	50	200
March	124	101	105	55	105	160	236
April	331	182	240	509	523	553	605
May	417	328	381	857	844	1044	1127
June	680	459	638	1371	1388	2047	2304
July	1134	939	1177	2054	2172	3129	2583
Aug	897	743	1050	1503	1731	2638	2053
Sep	540	427	496	813	915	1347	1487
Oct	167	220	231	262	203	655	
Nov	106	69	94	125	120	211	
Dec	47	34	78	58	81	90	
Total	4667	3601	4627	7736	8217	12088	10714

Total Locals for September 2016- 47



There was a total of 47 local visitors to the Julia Creek Visitor Information Centre in September 2016 compared with 42 in September 2015 – an 11.90% increase in figures between 2015 and 2016. Our YTD

local visitor numbers are 567 compared with 690 over the same period in 2015 – representing a 17.83% decrease in local visitor numbers.



McKinlay Tourism September 2016

	2014	2015	2016
Jan			
Feb			3
Mar			17
Apr	51	20	203
May	204	230	282
Jun	207	244	178
Jul	198	343	325
Aug	162	281	120
Sept		165	155
Oct		7	
Nov		0	
Dec		14	
Total	822	1304	1263

The McKinlay Library/Visitor Centre recorded 155 tourists for September 2016 compared with 165 in September 2015 – a 6.06% decrease between 2015 and 2016 figures.

Beneath the Creek in July 2016 – 429

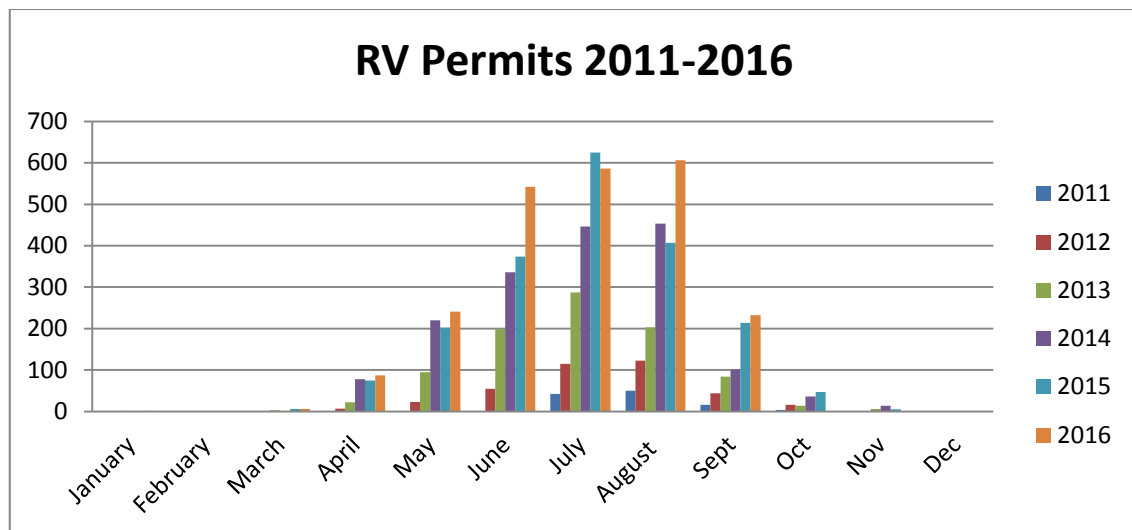
There were 429 visits to 'Beneath the Creek' throughout September 2016 compared with 425 in August 2015 – a 0.94% increase between 2015 and 2016 figures.

	2013	2014	2015	2016
January		29	6	33
February		30	4	30
March		17	9	27
April	267	231	124	100
May	548	336	370	329
June	953	651	668	590
July	1127	959	1065	892
August	743	682	784	771
September	461	333	425	429
October	153	23	185	
November	61	12	46	
December	30	14	16	
Total	4343	3317	3702	3201

RV Permits - September 2016

There were 232 RV Permits issued in September 2016 compared with 214 in September 2015 – a 8.41% increase between 2015 and 2016 figures. There have been 2301 permits issued in the 2016 YTD compared with 1904 permits over the same period in 2015. This represents a 20.85% increase between 2015 and 2016 YTD figures.

RV Site surveys of 121 guests indicated a total spend of \$15,420 in September 2016 making the average spend \$127.44. RV Site surveys of 86 guests in September 2015 indicate a total spend of \$15,782 making the average spend \$183.51. Extrapolated figures (average survey spend multiplied by number of permits) indicates a total spend of \$29,565.62 in September 2016 compared with \$39,271.14 in September 2015.



		Actual	Budget
COM6.3	Radio and Television	\$0	\$1,000
		Actual	Budget
COM6.4	Street lighting	\$4,939	\$22,000

COM7 Heritage and Culture

		Actual	Budget
COM7.1	Museum Operational Costs	\$10,654	\$13,000
COM7.2	Jan Eckford Centre Capital Grant	\$0	\$111,569
COM7.3	Jan Eckford Centre Operational Costs	\$3,130	\$6,500
COM7.4	Heritage (ANZAC Grants)	\$0	\$3,636
COM7.5	Heritage	\$0	\$6,000

		Actual	Budget
COM7.6	RADF Revenue	\$0	\$35,567
COM7.7	RADF Revenue Contributions	\$0	\$0
COM7.8	RADF Expenses	\$0	\$44,696

We have been advised that our RADF funding allocation for 2016/17 has been reduced to \$25,000. We will need to make this amendment at mid year budget review. The reduced funding is not unexpected, however in consideration of the funding levels of neighbouring shires I think McKinlay Shire is extremely fortunate.

COM8 Community Support

		Actual	Budget
COM8.1	Support Community Organisations	\$7,521	\$85,000
COM8.2	Community Small Grants Program	\$350	\$20,000
COM8.3	Community Donations	\$0	\$20,000

		Actual	Budget
COM8.4	CHSP Grants	\$46,468	\$182,495
		Actual	Budget
COM8.5	Meals on Wheels (other revenue)	\$1,352	\$6,500
		Actual	Budget
COM8.6	CHSP Operational Costs	\$33,434	\$182,500

CHSP Events and Activities

September has not been as busy as our past few months, although we have a few things in the calendar for the next few months which will keep the clients occupied. We will start our pub lunches up again soon, with everyone keenly awaiting the opening of Gannons.

We have had reduced number attending the planned activities as few clients have been away visiting family and friends, and a few away sick caused by the ever changing weather.

To date CHSP (was called HACC) currently have a total of 34 clients

Service Offered	Number of Clients
Transport	Two way trips 25
Social Support	Visits 52
Personal Care	Visits Clients (Community Nurse)
Counselling/Support, Information and advocacy (client)	14.6 hours and #0 min
Shopping	5 Trips (attendees, 2 pickup)
GAMES	29 Attended (4 sessions)

Luncheon	35 Attended (4 sessions) visitors
Meals on Wheels	125 Meals delivered
Community Nurse Visits	94 visits
Home Maintenance	25 lawns mowed 25 clients
Domestic Assistance	10 clients, 59 visits
Pub Lunch	Not commenced
Craft Morning	clients
Clients Transported for Doctors Appointments	4 CHSP clients
Clients admitted to Hospital	1 CHSP CLIENT
Clients Signed up to CHSP	Nil for the month

COM9 Aged Care

		Actual	Budget
COM9.1	Aged Care Home Access	\$0	\$10,000
COM9.2	Other Revenue – Health	\$396	\$360

We have received one application for assistance under the aged care home access policy, with approval given for the works to proceed. Expenditure for this will be seen in October.

Community Nurse

CHSP OCCASSIONS OF SERVICE (OoS)		
	OoS	Hours
Nursing Care	82	42.25
Personal Care		
Social Support	22	10.75
Assessment	5	4.25
Counselling/Advocacy/Information/ Education	66	20.75
Total	110 (some visits involve more than one service)	78

LOCATION OF OCCASSIONS OF SERVICE	
Home Visits	94
Clinic Visits	1

Phone Consults	1
Hospital Visits	8
Telehealth	
Transport to Medical Appointments	4

NON CHSP COMMUNITY NURSING OCCASIONS OF SERVICE		
	OoS	Hours
Home Visits	16	8.75
Hospital Visits		
Phone Consults	4	1.25
Clinic Consults	8	4
Meetings	4	3
Health Promotion Sessions		

REFERRALS

Dietitian - 1

EQUIPMENT ON LOAN

Shower stool – 1
Commode chair – 1

HEALTH PROMOTION

Health promotion was opportunistic this month due to time and annual leave. Next month the focus will be on Falls Prevention with sessions beginning in early October.

GENERAL BUSINESS

The majority of my time again has been spent providing care to the CHSP community members. My priority will always be to provide ongoing health care and assessment to the increasingly frail clients. There has also been a late season virus which has affected quite a number of the aged community, some resulting in hospital admissions.

Nurse was on leave from September 1 – September 12

	Actual	Budget
COM9.4 Child Care Operating Grants	\$12,584	\$54,660

COM9.5	Child Care Fees and Charges	\$19,670	\$73,000
COM9.6	Child Care Centre Operations	\$43,361	\$196,000

Current Enrolments: There are 23 children currently enrolled

- 6 attend casually, as the parents request days
- One child is enrolled but does not currently attend due to an injury

Changes to Enrolments (increase/Decrease, Why?): An additional child has been attending as of this month on a casual basis.

A child attending regularly 2 days a week, with a casual extra day sometimes (as needed)

New enrolment attends 2 days a week

One family has increased their child's days to 3 permanent days

Withdrawals (Why): Nil

New Enrolments: There was 1 new enrolment this month

Attendance: We have had an average of 5 children attending per day throughout the month, with 10 children being the most on any one day.

Significant events: Our new Director and Kinder teacher commenced during the month. We went on an excursion to the Ambulance for their open day.

COM10 Sports and Recreation

		Actual	Budget
COM10.1	McIntyre Park Users Contribution	\$311	\$9,000
COM10.2	McIntyre Park Venue Fees Revenue	\$692	\$500
COM10.3	McIntyre Park Operations	\$34,275	\$65,000

		Actual	Budget
COM10.4	Kev Bannah Oval Amenities Funding	\$0	\$353,000
COM10.5	Kev Bannah Oval Venue Fees Revenue	\$398	\$500
COM10.6	Kev Bannah Oval Operational Costs	\$15,877	\$60,000

		Actual	Budget
COM10.7	Tennis Courts Grants & Subsidies	\$0	\$100,000

		Actual	Budget
COM10.7	Indoor Sports Centre Fees Revenue	\$0	\$0
COM10.8	Participation (Gym) Fees	\$5,318	\$20,000
COM10.9	Julia Creek Sporting Precinct (indoor centre & gym)	\$15,682	\$62,000

The Daren Ginns Centre

It's gym membership renewal month again, and at the time of writing approximately half of the existing members had not yet renewed their membership.

		Actual	Budget
COM10.9	SRQ – Misc grants revenue	\$1,800	\$0

		Actual	Budget
COM10.10	Sport & Rec Other Revenue	\$2,420	\$5,000
COM10.11	Sport & Rec Operational Costs	\$24,517	\$120,000

School Holiday Program

The school holiday program was again very popular. We had a trip to Mt Isa for ice skating, cooking, Julia Creek Survivor, pool fun day, laser tag, library visits and another all night movie marathon. Participation ranged from 15 – 29.

The 'get fit for term 4 sports' with Renae for high school aged kids only attracted a maximum of three participants (and three participants in total).

Planning is already well under way for the Christmas school holiday period.

Tennis

Our annual tennis competition has been advertised. It will start at the end of October and conclude in mid-February, with a short break/slow down period over Christmas.

Halloween

Fingers crossed that this year's Halloween events won't be affected by a thunderstorm like last year. We will be trick or treating on Friday, October 28 with a short disco to follow.

Roaring Twenties

RADF funded the touring production, The Roaring Twenties, to come to Julia Creek on Friday, November 25. Advertising has began and community members are encouraged to dress in 20s style and enjoy a theatrical production and meal. Local Julia Creek Players members will be making a cameo appearance, as will the McKinlay Music Mob. The production has great reviews and it should be a great night out.

SFBK

Sports for Bush Kids is happening November 28 – December 2. I will be attending again this year, helping out with the swimming component of the week.

COM11 Civic Centre

		Actual	Budget
COM11.1	Civic Centre Hall Upgrade	\$400,787	\$1,102,353
COM11.2	Civic Centre Hire Fees Revenue	\$971	\$2,000
COM11.2	Civic Centre Operational Costs	\$16,701	\$73,000

COM12 Swimming Pool

		Actual	Budget
COM12.1	Swimming Pool Admission & Kiosk Fees	\$749	\$9,000
COM12.2	Swimming Pool Operational Costs	\$70,566	\$255,000

Training:

At the start of September, all pool staff attended training in Cloncurry, Ken Chandler facilitated the training. Ken is a very knowledgeable instructor with years of experience as both a Royal Lifeguard and as a pool inspector.

Georgia, Sue and I completed our requalification's for Pool Lifeguard's, while Bec and Mikayla completed their Bronze Medallion, Pool lifeguards and First Aid. Mikayla Wyld is the new pool casual working for this summer season.

During the month of September we had Cal and Gavin return from Statewide Pools to fix up a couple of defects from last years renovations, these were:

- Placement of the backstroke flags poles, correct distance from the wall at the shallow end.
- Sealing of the small pool ballast tank
- Large cracks in the concourse have now been corrected.

Statistics:

Summer opening hours not yet started

Service Offered	Number
Entry am Adult	0
Entry pm Adult	146
Entry am Child	0
Entry pm Child	106
Family Pass	15 (individual family members)
Aqua Aerobics	Begins October
Learn to Swim / Baby Classes	0
Swim Squad	Begins October
Julia Creek Swim Club	Begins October
After School Care (Holiday Program)	Begins October
Total	263



Ordinary Meeting of Council Friday 14th October 2016

7.1 Subject: Middle School – Student Enrolment
Attachments: Nil
Author: Director Corporate & Community Services
Date: 10 October 2016

Executive Summary:

Council has worked closely with the community and government departments since 2012 to establish a Middle School in Julia Creek. 2015 was the first year of running middle school for years seven and eight in Julia Creek. In 2016 the middle school expanded to include years nine and ten. With 2017 fast approaching Council is presented with prospective student numbers for considering continuation of the initiative.

Recommendation:

For Council's consideration.

Background:

Council entered into a Deed of Agreement with the Department of Education in 2014 to deliver a Middle School in Julia Creek for the school years of seven and eight commencing in 2015. Council was successful in negotiating an extension of the agreement to include years nine and ten from 2016 onwards. A public notice was issued to the community calling for registrations of interest for delivery commencing in January 2017. Council has received only two registrations of interest for enrolment in 2017. With three other students listed as possibilities, and families not able to make commitment until mid/late October.

With only two registrations Council needs to consider whether to move forward with the proposed model which may have a financial impact on Councils budget.

During 2016 we have had 4 students using the middle school for the first three terms with one leaving at the end of term three to go to boarding school for year seven.

2017 is the final year of the current Deed of Agreement between Council and the Department of Education, Training and Employment for the Remote Learning Facility.

Consultation: (internal/External)

Community.

Legal Implications: Nil

Policy Implications: Nil

Financial and Resource Implications:

The estimated costs for the initiative total \$80,000 per annum with contributions from parents totaling \$10,000 per annum (Approximately \$5,000 from government subsidies can be claimed by parents/guardians). Therefore the maximum cost to Council in any given year is \$50,000. This budget is for the reimbursement of wages, operational costs including small resource requirements and facility needs. Under the agreement Council is also to fund any recruitments costs which are always a potential.

With only two students Council's minimum annual contribution would increase to \$60,000 if contribution rate from parents remained at \$10,000.

InfoXpert Document ID: 79592

Report authorised by:

Peter Fitchat

Chief Executive Officer



Ordinary Meeting of Council Friday 14th October 2016

7.2 Subject: Rural Support Officer Program
Attachments: Nil
Author: Community Services Team Leader
Date: 10 October 2016

Executive Summary:

Council partnered with Richmond Shire Council and Flinders Shire Council to implement a Rural Support Officer for the three shires. This was made possible through funding obtained from the Queensland Government's Mental Health Commission, for a twelve month period.

Recommendation:

That Council thanks the Richmond Shire Council for initiating the Rural Support Program that worked across three Shires, funded by the Queensland Governments Mental Health Commission.

That Council thanks Ellen Langston for her interest in continuing the Rural Support Program, however Council's will no provide financial support beyond the cessation date of December 2016 as per the agreement.

Background:

A one year funded program will end in December 2016, which delivered drought support services to the McKinlay, Richmond and Flinders Shires. Richmond led the program and both Flinders and ourselves joined their program, at their invitation. The Shire collaboration engaged Ellen Langston's business "Cornerstone Therapy" as a contractor.

The program was only ever funded for a twelve month period.

The Rural Support Officer has provided monthly reports in regards to statistics but with the confidentiality restrictions in place it is difficult to verify those statistics or to get a sense of individual case studies of the impact of the service. This is not to say that those outcomes don't exist.

Based on the low numbers of participants, unfortunately this program has not been as successful as those who designed it, had hoped for. Richmond and Flinders have also found that uptake of the services has been lacking. In addition for Richmond they included "flexible financial hardship allocation" into this role and it also was not taken up.

The program's outcome is that the demonstrated need for local governments to be involved in service delivery of this type of counselling service is not proven. The counselling industry rather than local government is better placed to verify the client outcomes, provide support to the staff member doing the counselling and ensure best practice measurable data is gathered as per industry norms.

The current Rural Support Officer, Ellen has mentioned to some staff and Councillors in all three Shires of her wish to continue in this role and her intent to seek additional funding to continue the position. A request for a letter of support has been received.

Recently it has been identified that other counselling services are available to the region providing the same or very similar services. For example CENTACARE North Queensland has been locally promoting their services which include 'assistance with advocacy for Centrelink and drought subsidy forms and also counselling services', this is made possible through the Australian Government's drought assistance package..

In light of other organisations available to the shire who can deliver the similar services, it is recommend to Council not to financially support the Rural Support Officer position beyond December 2016. Instead, work closer with Government and the funded organisations to promote their services and engagement with the community.

Consultation:

Community feedback has been anecdotal but useful and contact with the Richmond Shire Council staff member, Angela Henry, Manager Community Services and Development.

Policy Implications:

Nil implication.

Financial and Resource Implications:

Council has made a \$10,000 commitment to the project for the 2016 calendar year..

InfoXpert Document ID: 79593

8. CORPORATE SERVICES REPORT

Corporate Services

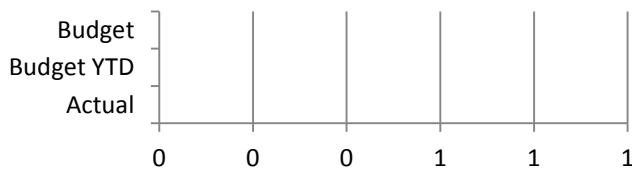
Revenue & Expenditure Totals Statement - September 2016

PROGRAM	REVENUE			EXPENDITURE		
	Actuals	% Budget	Budget	Actuals	% Budget	Budget
EMPLOYEE COSTS & RECOVERY	\$ -	0%	\$ -	-\$ 77,693	-94%	\$ 83,000
ADMINISTRATION GENERAL	\$ 1,128,977	25%	\$ 4,570,986	\$ 153,532	16%	\$ 960,001
Operational				\$ 153,532		\$ 896,001
Depreciation				\$ -		\$ 64,000
RATES & CHARGES	\$ 1,122,060	51%	\$ 2,216,988	\$ 19,337	47%	\$ 41,000
WORKPLACE HEALTH & SAFETY	\$ -	0%	\$ -	\$ 71,588	43%	\$ 167,000
STORES & PURCHASING	\$ -	0%	\$ -	\$ 12,424	15%	\$ 85,500
HUMAN RESOURCES	\$ -	0%	\$ -	\$ 8,984	12%	\$ 73,000
	\$ 2,251,037	33%	\$ 6,787,974	\$ 188,171	13%	\$ 1,409,501

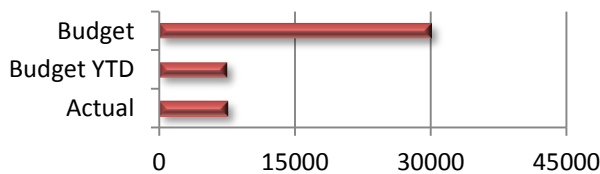
Corporate Services

CORP1 Human Resources

		Actual	Budget
CORP1.1	Traineeship/Apprenticeship Subsidies	\$0	\$0

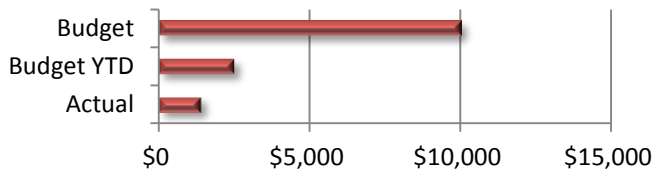


		Actual	Budget
CORP1.1	Recruitment Expenses	\$7,586	\$30,000

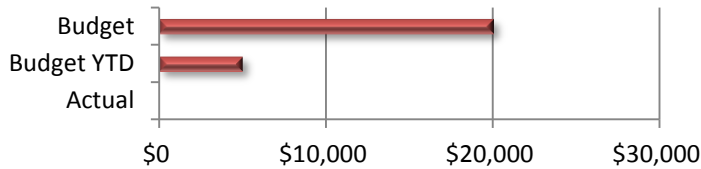


September 2016 - HR Officer & Director of Environment Adverts and medicals

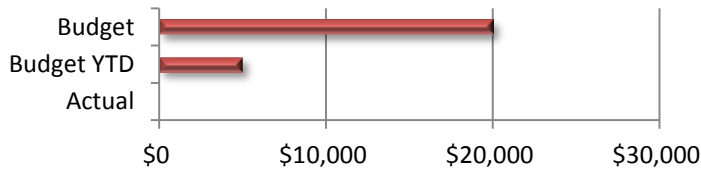
		Actual	Budget
CORP1.2	Relocation Expenses	\$1,398	\$10,000



	Actual	Budget
CORP1.3 Enterprise Bargain Agreement	\$0	\$20,000

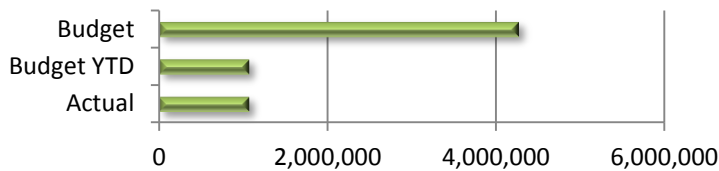


	Actual	Budget
CORP1.4 Health & Wellbeing Initiative	\$0	\$13,000



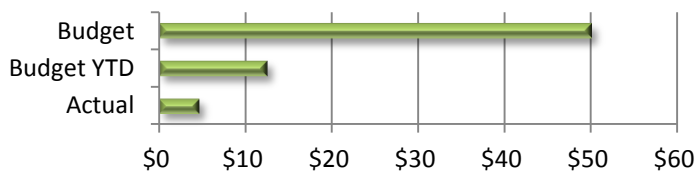
CORP2 Administration General

	Actual	Budget
CORP2.1 Revenue from Grants	\$1,065,955	\$4,263,436

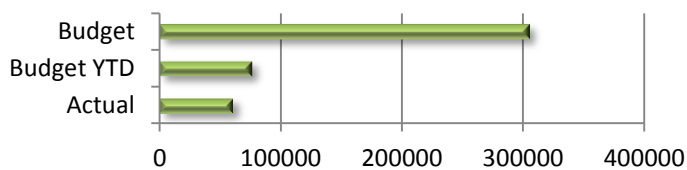


Received 1st Instalment

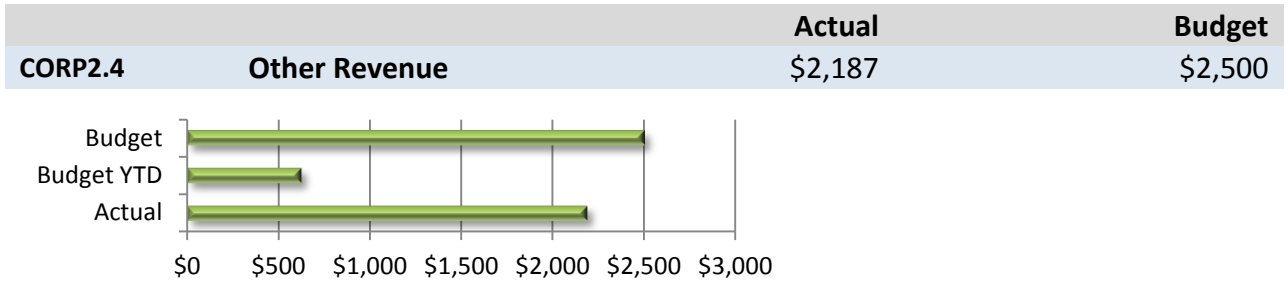
	Actual	Budget
CORP2.2 Commissions Revenue	\$5	\$50



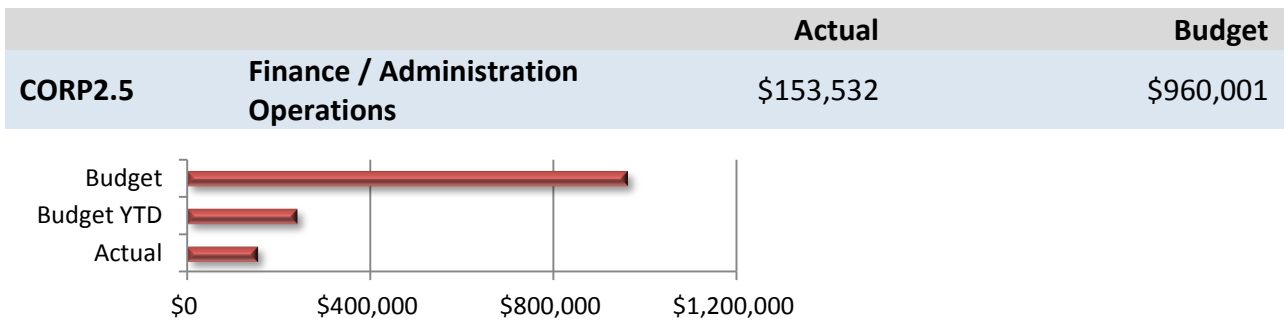
	Actual	Budget
CORP2.3 Interest Revenue	\$60,831	\$305,000



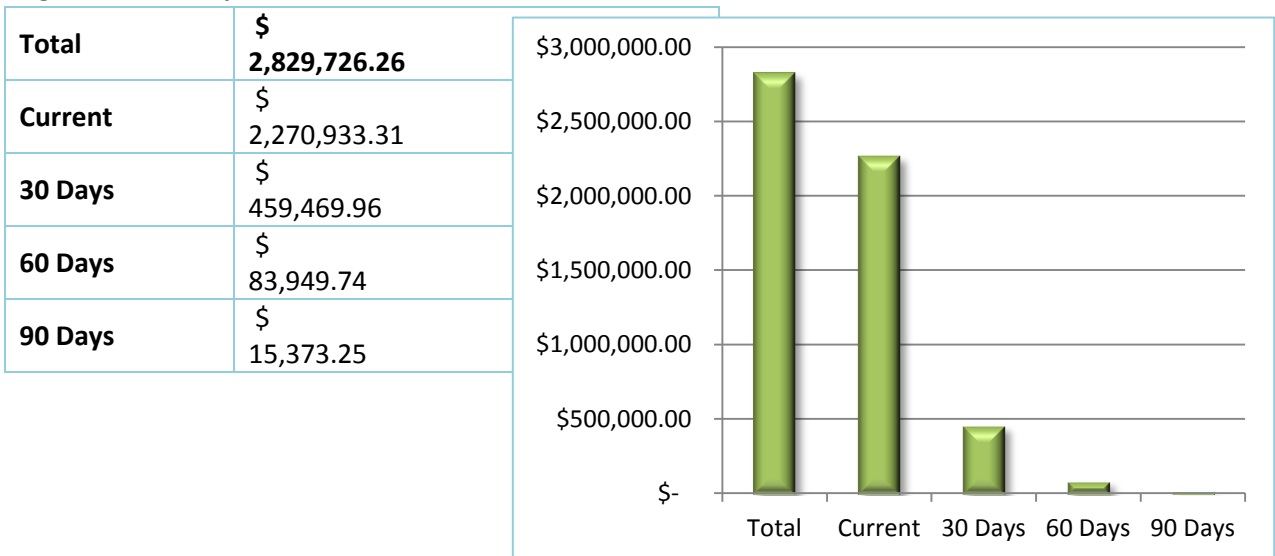
Interest revenue received during the month of September totalled \$2,520. \$2,520 received from Suncorp. QTC yet to notify; currently updating their systems.



Administration services - photocopying, printing etc.
Dirt and Dust lease.



Aged Debtors Report




90 Days - Balance of \$2,459 sent to debt collector.

60 Days - \$45,650 is only 30 days and the remaining debtors have been sent letters.

CORP3 Rates and Charges

		Actual	Budget
CORP3.1	Rate Collection (net)	\$1,122,060	\$2,216,988



1st Rates levy issued 24/08/16. Due date 23/09/16.

1 assessment in the process of sale - purchased by MSC. Yet to be finalised and processed.

A 2nd assessment has been approved to issue notice of intention to sell. Notification to be sent to solicitors.

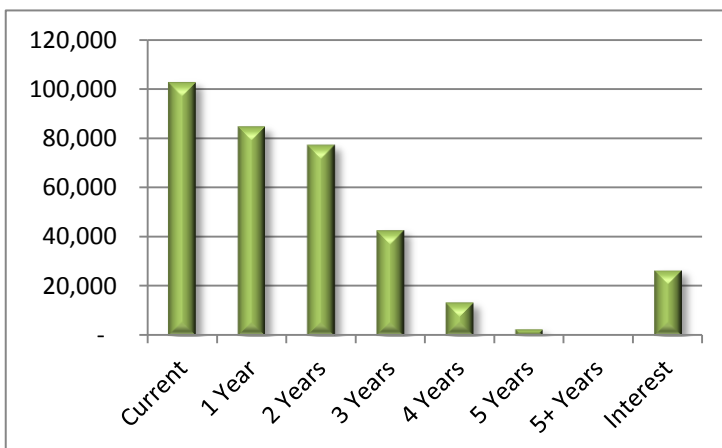
1st reminder letter issued 10/10/16 for the first levy.

All other arrears have been sent to the debt collector.

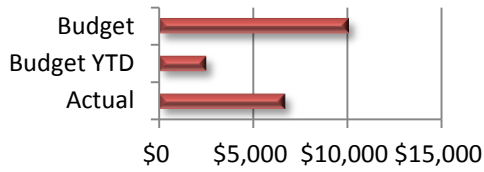
Rates Balances Report

Last Month

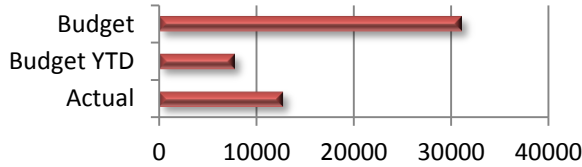
Current	102,772	1,412,376
1 Year	84,733	92,197
2 Years	77,316	77,316
3 Years	42,661	42,661
4 Years	13,499	13,499
5 Years	2,511	2,511
5+ Years	-	-
Interest	26,583	18,404
Total	350,075	1,658,964



		Actual	Budget
CORP3.2	Rates Valuation Expenses	\$6,633	\$10,000

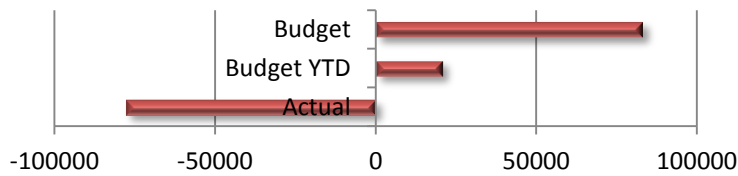


		Actual	Budget
CORP3.3	Vacant Land Expenses	\$12,703	\$31,000



CORP4 Employee Costs and Recovery

		Actual	Budget
CORP4.1	Employee Costs	(\$77,693)	\$83,000





Ordinary Meeting of Council Friday 14th October 2016

8.1 Subject: Enterprise Risk Management Policy
Attachments: Policy
Author: Director Corporate and Community Services
Date: 10.10.2016

Executive Summary:

Council is presented with a draft Enterprise Risk Management policy for consideration and adoption.

Recommendation:

That Council adopt the Enterprise Risk Management Policy V1.2 as presented.

Background:

A review of the current Risk Management Policy was undertaken and the policy has been re-drafted based on a template provided by JLT.

As a public authority, McKinlay Shire Council is exposed to a broad range of risks which if not managed could potentially impact on the organisation achieving our corporate objectives.

The policy is formulated to create a culture where Council, management and staff assume responsibility for risk management.

Consultation:

Chief Executive Officer, Director of Engineering, Director Environment & Regulatory Services and Ian Barton (JLT).

Legal Implications:

Nil

Policy Implications:

This policy will revoke policy version 1.1.

Financial and Resource Implications:

Nil

InfoXpert Document ID: 79557

MCKINLAY SHIRE COUNCIL



Enterprise Risk Management Policy

AUTHORITY: Strategic

VERSION: 1.2

ADOPTED BY COUNCIL: October 2016

REVISED: Biannually

NEXT REVISION DUE: October 2018

Policy Scope

This policy applies to all elected representatives and officers of the McKinlay Shire Council who are involved in the identification and management of all risks associated with the performance of Council functions and the delivery of Council services.

Contractors, committees and volunteers engaged in the provision of Council services, or the management of Council facilities and assets are also required to comply with this policy.

Objectives

The objectives of this policy are:

- Align Council activities to and support business objectives identified in Council's corporate and operational plans;
- Maintain and improve reliability and quality of service provided by McKinlay Shire Council, within Council's controls and capabilities;
- Minimise or eliminate adverse impacts from Council's services or infrastructure on the community, visitors and the environment;
- Capitalise on opportunities identified for McKinlay Shire Council;
- Safeguard Council's employees, contractors, committees, volunteers, assets, financial sustainability, property, reputation and information;
- Promote risk management principles as a strategic tool to ensure better informed decision making throughout Council; and
- Embed a culture of risk management across the Council.

Policy Statement

McKinlay Shire Council recognises that as a public authority it is exposed to a broad range of risks which, if not managed, could adversely impact on the organisation achieving its strategic objectives. Therefore Council will implement a systematic risk management methodology to identify and address, where practical, areas of potential risk within Council. Any methodologies adopted will be consistent with *Australian and New Zealand Standard AS/NZS ISO 31000:2009 Risk Management – Principles and Guidelines*.

The intent of this policy is to create an environment where Council, management and staff assume responsibility for risk management, through consistent risk management practices.

Principles

The following principles will be adopted to ensure that the objectives are achieved:

- Apply a risk management framework which is consistent with the current *Australian and New Zealand Standard AS/NZS ISO 31000:2009 Risk Management – Principles and Guidelines* for making decisions on how best to identify, assess and manage risk throughout all departments of Council;
- Prioritise identified risks and implement treatments progressively based on the level of risk assessed and the effectiveness of the current treatments;

- Integrate risk management with existing planning and operational processes, including the Corporate Plan;
- Take into account relevant legislative requirements and political, social and economic environments in managing risks;
- Create a culture of risk awareness throughout the organisation through training, induction, promotion and risk review and reporting mechanisms; and
- Ensure resources and operational capabilities are identified and responsibility for managing risk is allocated.

Definitions

Risk

A risk to the business is any action or event that has an effect of uncertainty on objectives of McKinlay Shire Council. It is measured in terms of consequence and likelihood.

Risk also arises as much from the possibility that opportunities will not be realised as it does from the possibility that threats will materialise or that errors will be made.

Risk Management

Risk management for Council refers to the culture, processes and structures developed to effectively manage potential opportunities and adverse effects for any activity, function or process undertaken by the Council.

Managing risk is achieved through the systematic application of policies, procedures and practices to identify, analyse, evaluate, treat, monitor and communicate risk.

Enterprise Risk Management (ERM)

Enterprise risk management encompasses all the major risk categories (including financial, environmental, health and safety, fraud, information technology, compliance, security and business continuity) and includes the coordination, integration, consolidation and consistency of reporting by the various Council functions with identified risks.

Risk Register

The risk register lists identified and assessed risks.

Roles and Responsibilities

Council	Council is responsible for adoption of this policy and retains the ultimate responsibility for risk management and for determining the appropriate level of risk that it is willing to accept in the conduct of Council business activities. Council will review the effectiveness of the risk management systems.
Chief Executive Officer	Council's Chief Executive Officer is responsible for identifying, evaluating and managing risk in accordance with this policy through a formal enterprise-wide risk management framework. Formal risk assessments must be performed at least once a year as part of the business planning and budgeting process. The Chief Executive Officer will report to Council annually on the progress made in implementing a sound system of risk management and internal compliance and control across Council's operations.

<p>Senior Management Team (Executive)</p>	<p>Council's Management Team will perform the function of the Risk Management Committee which has oversight of developing the risk management framework and monitoring risk treatment.</p> <p>The team will ensure the risk management framework identifies high-level strategic risks and aligns with the Internal Audit Plan. The Senior Management Team will ensure that the results of its reviews are provided to Council for update of the Council's risk profile as appropriate.</p> <p>The Senior Management Team will also ensure to conduct periodic reviews of the risk management framework are carried out by Internal Audit pursuant to the Internal Audit Plan.</p>
<p>Management Team (Team Leaders and Supervisors)</p>	<p>Council's Management Team is responsible for the accuracy and validity of risk information reported to the Council. In addition, it will ensure clear communication throughout the Council of the Council and senior management's position on risk.</p>
<p>Employees including casual staff, contractors and volunteers</p>	<p>All employees are responsible for management of risks within their areas of responsibility as determined under any risk treatment plans.</p> <p>Employees will be responsible for the timely completion of activities contained within these risk treatment plans. Awareness sessions will be conducted routinely to ensure that employees are familiar with risk management and how it is applied within McKinlay Shire Council.</p>
<p>Risk Monitoring</p>	<p>Council utilises a number of functions, including Internal Audit, to perform independent and objective monitoring over its risk areas, including if necessary, conducting reviews over Council's operations and risk areas by external agencies.</p> <p>The scope of the work undertaken by all of these functions and the reviews by external agencies, will be considered in conjunction with Council's risk profile at least annually. This will assess the independent monitoring of key risk areas within Council's risk profile.</p>

Policy Review

This Policy will be reviewed when any of the following evaluations occur:

- Audit reports relating to risk management activities being undertaken by Council indicate that a policy review from a legislative, compliance or governance perspective is justified;
- Relevant legislation, regulations, standards and policies are amended or replaced; and
- Other circumstances as determined from time to time by the Chief Executive Officer or through a resolution of Council.

Notwithstanding the above, this policy and Council's risk management framework will be reviewed at least annually by Council's Management Team to review its effectiveness and to ensure its continued application and relevance.

McKinlay Shire Council
STATEMENT OF CASH FLOWS

Sep-16

	Actuals 2016/17	2016 Actuals
<u>Cash flows from operating activities</u>		
Receipts from customers	4,185,259	12,866,921
Payments to suppliers and employees	(6,113,716)	(17,283,129)
	<u>(1,928,457)</u>	<u>(4,416,208)</u>
Interest received	67,066	348,493
Borrowing costs	(9,946)	(35,401)
<i>Net cash inflow (outflow) from operating activities</i>	<u>(1,871,337)</u>	<u>(4,103,116)</u>
<u>Cashflows from investing activities</u>		
Payments for property, plant & equipment	(135,800)	(11,404,922)
Proceeds from the sale of property, plant & equipment	-	437,471
Capital grants, subsidies, contributions and donations	95,407	6,464,205
<i>Net cash inflow (outflow) from investing activities</i>	<u>(40,393)</u>	<u>(4,503,246)</u>
<u>Cash flows from financing activities</u>		
Repayment of borrowings	(45,783)	(176,512)
<i>Net cash inflow (outflow) from financing activities</i>	<u>(45,783)</u>	<u>(176,512)</u>
Net increase (decrease) in cash held	(1,957,513)	(8,782,874)
Cash at beginning of the period	13,254,870	11,406,154
<i>Cash at the end of the period</i>	<u>11,297,357</u>	<u>13,254,870</u>

McKinlay Shire Council

STATEMENT OF COMPREHENSIVE INCOME

Sep-16

	Actuals	2016/17 Budget
<u>Income</u>		
Rates, levies & Charges	1,405,576	2,763,210
Fees & Charges	240,171	605,010
Interest Received	63,928	312,150
Sales Revenue	902,738	6,878,608
Other Income	44,538	288,400
Grants, subsidies, contributions & donations	1,426,051	5,957,623
<u>Capital Revenue</u>		
Grants, subsidies, contributions & donations	2,767,458	16,899,235
Total Income	6,850,460	33,704,236
<u>Expenses</u>		
Employee Benefits	1,292,123	5,123,958
Materials & Services	3,591,896	21,175,041
Finance costs	9,946	27,931
Depreciation		4,395,200
Total Expenses	4,893,965	30,722,130
Net Operating Surplus	\$ 1,956,495	\$ 2,982,106

McKinlay Shire Council
STATEMENT OF FINANCIAL POSITION

Sep-16

	2016/17 Actuals	2016 Actuals
<u>Current Assets</u>		
Cash and Cash Equivalents	11,297,360	13,254,867
Trade and Other Receivables	990,635	582,765
Inventories	252,205	261,096
Total Current Assets	12,540,200	14,098,728
<u>Non-Current Assets</u>		
Property, Plant and Equipment	176,588,254	153,368,131
Total Non-Current Assets	176,588,254	153,368,131
Total Assets	189,128,454	167,466,859
<u>Current Liabilities</u>		
Trade and Other Payables	405,606	515,267
Borrowings	146,803	112
Provisions	67,074	93,868
Total Current Liabilities	619,483	609,247
<u>Non-Current Liabilities</u>		
Trade and Other Payables	92,371	110,782
Borrowings	-	191,684
Provisions	346,917	295,695
Total Non-Current Liabilities	439,288	598,161
Total Liabilities	1,058,771	1,207,408
<u>Community Equity</u>		
Asset Revaluation Surplus	59,702,614	41,260,289
Retained Surplus	129,137,885	125,127,945
Reserves	400,000	400,000
Total Community Equity	\$ 189,240,499	\$ 166,788,234

9. CHIEF EXECUTIVE REPORT

Economic Development

Revenue & Expenditure Totals Statement - September 2016

PROGRAM	REVENUE			EXPENDITURE		
	Actuals	% Budget	Budget	Actuals	% Budget	Budget
ECONOMIC DEVELOPMENT	\$ 27,659	37%	\$ 75,318	\$ 74,861	22%	\$ 347,500
Operational				\$ 74,861		\$ 130,000
Depreciation				\$ -		\$ 217,500
TOURISM	\$ 15,692	52%	\$ 29,960	\$ 89,703	22%	\$ 411,700
LIVESTOCK OPERATIONS	\$ 50,279	126%	\$ 40,000	\$ 33,615	36%	\$ 93,250
Operational				\$ 33,615		\$ 72,000
Depreciation				\$ -		\$ 21,250
	\$ 93,630	215%	\$ 145,278	\$ 198,179	23%	\$ 852,450

Governance & Partnerships

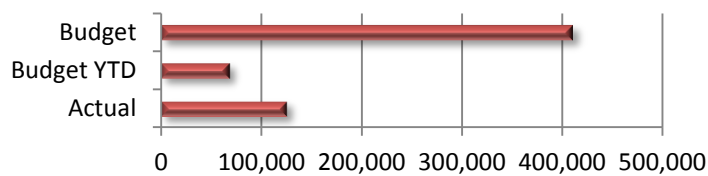
Revenue & Expenditure Totals Statement - September 2016

PROGRAM	REVENUE			EXPENDITURE		
	Actuals	% Budget	Budget	Actuals	% Budget	Budget
GOVERNANCE	\$ -	0%	\$ -	\$ 203,852	26%	\$ 788,500
	\$ -	0%	\$ -	\$ 203,852	26%	\$ 788,500

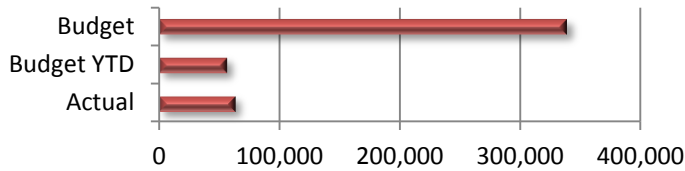
Governance and Economic Development

CEO1 Governance

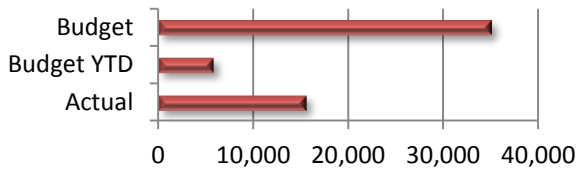
	Actual	Budget
CEO1.1 Governance Operations	\$125,378	\$410,000



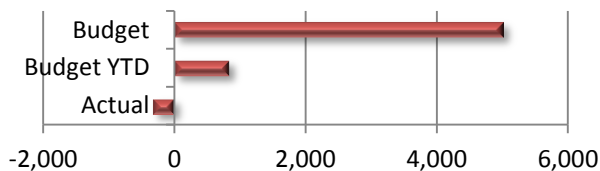
	Actual	Budget
CEO1.2 Members Remuneration	\$63,277	\$338,500



	Actual	Budget
CEO1.4 Councillor Training and Conference Expenses	\$15,521	\$35,000

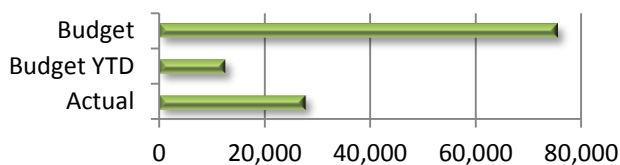


	Actual	Budget
CEO1.5 Election	(\$324)	\$5,000

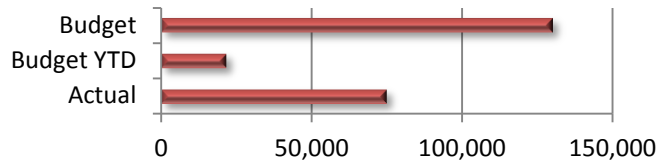


CEO2 Economic Development

	Actual	Budget
CEO1.1 Economic Development (Revenue)	\$27,659	\$75,318



		Actual	Budget
CEO1.2	Economic Development	\$74,861	\$130,000





Ordinary Meeting of Council Friday 14th October 2016

9.1 Subject: Local Government Remuneration and Discipline Tribunal Report
Attachments: Tribunal Report 2015
Author: Chief Executive Officer
Date: 14.10.2016

Executive Summary:

This is a summary from Mr Col Meng email correspondence via email from the complaints referral secretariat, Program review and Implementation, [Department of Infrastructure, Local Government and Planning](#) on the 28 September 2016.

Further to my email of 1 September 2016, this is a reminder that the Local Government Remuneration and Discipline Tribunal (the Tribunal) is commencing its annual remuneration review program to determine the remuneration to be paid to mayors, deputy mayors and councillors from 1 July 2017, in accordance with the requirements of section 244 of the *Local Government Regulation 2012*.

The Tribunal is inviting submissions in relation to remuneration for councillors of local governments to inform the Tribunal's deliberations.

Submissions can be emailed to enquiries@lg.remunerationtribunal.qld.gov.au or mailed to:

Local Government Remuneration and Discipline Tribunal
PO Box 15009
CITY EAST QLD 4002

Further information about how to make a submission can be found at www.dilgp.qld.gov.au.

The closing date for receipt of submissions is Friday 28 October 2016.

In addition, the Tribunal will also be taking deputations from council representatives at the Local Government Association of Queensland's 2016 annual conference at the Gold Coast Convention and Exhibition Centre, on 19 and 20 October 2016.

Delegates wishing to meet with the Tribunal at the conference can arrange appointments by emailing the Tribunal at enquiries@lg.remunerationtribunal.qld.gov.au or by telephoning the Secretariat on 1800 030 114 before 30 September 2016.

If you have any queries regarding the Tribunal's remuneration program please contact the Tribunal's Secretariat on 1800 030 114

Recommendation:

That Council receives this notification and no response required by Council at this time.

Background:

Consultation: Email to Councilors and discussion at Briefing. Directors and HR.

Legal Implications:

Section 244 of the *Local Government Regulation 2012*

Policy Implications:

NIL

Financial and Resource Implications:

No impact on Budget

InfoXpert ID: 79559



Ordinary Meeting of Council Friday 14th October 2016

9.2 Subject: Minister Deputation State LGAQ Conference 2016
Attachments: Request for meeting and supporting documents
Author: Chief Executive Officer
Date: 14.10.2016

Executive Summary:

At the Council briefing on the 5th October 2016 Council discussed the following deputations.

That a submission for deputation was submitted on the following items:

Hon Jackie Trad MP, Deputy Premier, Minister for Infrastructure, Local Government and Planning and Minister for Trade and Investment:

- Bureau of Meteorology draft McKinlay Shire Council Investment Plan.

Minister Mark Bailey (Road Safety and Ports and Minister for Energy, Biofuels and Water Supply):

- the continuation of the Western Road Upgrade beyond 2015-16 financial year,
- the Transport and Tourism Connections fund (Upgrade of the road leading to the RV Park as project priority 1, and that a consideration for the Combo Waterhole will be given with possible contribution from Winton Shire Council taking in consideration that negotiation for this partnership is not finalised)
- The power issues in regards in McKinlay Shire for remote properties (Single Wire Earth Return (high voltage transformer) and the issues this present with possible alternative power supply options

Recommendation:

That Council receives these notification and prepare for the deputations with Hon Jackie Trad MP, Deputy Premier and Minister Mark Bailey

Background:

Authorised by: Greg Hallam PSM Chief Executive Officer Friday, 30 September 2016

UPDATE: Ministerial Deputations at 2016 Annual Conference

Circular: 2016-033 | For Information

Four State Government ministers have advised that they will take deputations with councils at the LGAQ's 120th Annual Conference in a Community Cabinet style session. These deputations will occur on the afternoon of Wednesday, 19 October 2016, at the Gold Coast Convention and Exhibition Centre.

- Hon Jackie Trad MP, Deputy Premier, Minister for Infrastructure, Local Government and Planning and Minister for Trade and Investment (**Meeting Room 2, 5.30-6.30pm**);
- Hon Dr Anthony Lynham Minister for State Development and Minister for Natural Resources and Mines (**Meeting Room 2, 3-4.30pm**);
- Hon Mark Bailey Minister for Main Roads, Road Safety and Ports and Minister for Energy, Biofuels and Water Supply (**Organiser's Office 3, 3-4.30pm**); and
- Ms Jennifer Howard Assistant Minister for Local Government (**Meeting Room 3, 3-4,30pm**).

Councils are encouraged to seek deputations with Ministers based on their portfolio responsibilities as outlined above.

Consultation: Councilors and discussion at Briefing

Directors, CEO

Legal Implications:

Policy Implications:

NIL

Financial and Resource Implications:

No impact on Budget

InfoXpert ID: 79560



Ordinary Meeting of Council Friday 14th October 2016

9.3 Subject: 2017 Australia Day Ambassador Program
Attachments: Correspondence from Premier Anastacia Palaszczuk
Author: Chief Executive Officer
Date: 14.10.2016

Executive Summary:

The Premier Anastacia Palaszczuk has asked for a formal response for to the next The Australia Day Ambassador program 2017.

This is offered by the Queensland Government, in association with the National Australia Day Council, the program brings accomplished and inspirational Queenslanders to local council Australia Day celebrations throughout the State, since its launch in 2005. The program has grown significantly to become a valuable and highly anticipated element of many Australia Day celebrations. Each Ambassador offers their own story to enrich these events and inspire local communities as they celebrate this important national day. I strongly encourage you to consider how your council may benefit from involving an Ambassador in your local Australia Day activities.

Recommendation:

That Council replies back to the Premier Anastacia Palaszczuk advising that McKinlay Shire would like to take part in the 2017 Australia Day Ambassador Program

Background: As stated in Executive Summary

Consultation: Councilors and discussion at Briefing.

Legal Implications:

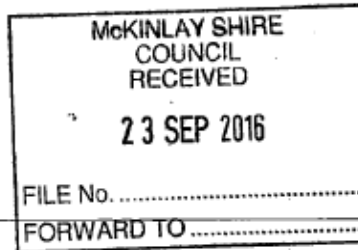
Policy Implications: NIL

Financial and Resource Implications: No impact on Budget

InfoXpert ID: 79561



Premier of Queensland
Minister for the Arts



For reply please quote: *EC/LC - TF/16/8652 - DOC/16/97097*

19 September 2016

Councillor Belinda Murphy
Mayor
McKinlay Shire Council
PO Box 177
JULIA CREEK QLD 4823

Executive Building
100 George Street Brisbane
PO Box 15185 City East
Queensland 4002 Australia
Telephone +61 7 3719 7000
Email ThePremier@premiers.qld.gov.au
Website www.thepremier.qld.gov.au

Dear Councillor Murphy

The Australia Day Ambassador program will once again be available for local councils to access as part of the 2017 Australia Day celebrations. Offered by the Queensland Government, in association with the National Australia Day Council, the program brings accomplished and inspirational Queenslanders to local council Australia Day celebrations throughout the State.

Since its launch in 2005, the program has grown significantly to become a valuable and highly anticipated element of many Australia Day celebrations. Each Ambassador offers their own story to enrich these events and inspire local communities as they celebrate this important national day.

I strongly encourage you to consider how your council may benefit from involving an Ambassador in your local Australia Day activities.

To discuss your interest or for more information, please contact Ms Lara Canfield from my department before Friday 14 October 2016 by email at australiaday@premiers.qld.gov.au or on telephone (07) 3003 9114.

We look forward to hearing from you regarding your interest in this Australia Day initiative.

Yours sincerely

**ANNASTACIA PALASZCZUK MP
PREMIER OF QUEENSLAND
MINISTER FOR THE ARTS**

10. WORK PLACE HEALTH AND SAFETY

REPORT FOR COUNCIL

INCIDENT AT FLINDERS HIGHWAY (Chainage 103.150 – 102.910), NELIA

Flinders Highway (Richmond – Julia Creek) Pavement Widening and Strengthening Package 4 – Chainage 96.000 – 103.090 Job No 244/14D/800

On Thursday 22 September, 2016 there was a crew of four working on the section of the Flinders Highway between chainage 103.150 to 102.910. The crew consisted of Adrian Brazier (McKinlay Shire Council employee), Shane Gabbert (owner of Gabberts Construction), Colin Thomas (employee of Gabberts Construction) and Guy Conner (employee of AME Surveyors). The work consisted of placing pins and flex to the margin for the formwork.

At approx. 7:40am a white Captiva travelling in an easterly direction has driven through the road closed signs and then collided head on with Shane Gabbert's white landcruiser.

This vehicle was observed by Guy Conner just prior to the incident occurring that the Captiva was following pretty close to an eastbound 4WD. The 4WD has then veered to the right and followed the detour, however the Captiva kept following the existing road and has travelled through the temporary hazard markers, detour sign and then the barrier boards and road closed signage. The Captiva has then driven 107m before colliding head on with the white landcruiser. This included 62m of existing sealed road, a 230mm cut out and then 45m of the profiled road. The impact of the collision has pushed the white landcruiser back into the silver landcruiser and then onto the saw horses that had formwork on them. From the damage sustained to the Captiva and talking to Senior Constable Dave McNab on site, the vehicle would have been travelling at approx. 80km/hr at impact. The speedo was locked on 50km/hr after the impact. There were no skid or brake marks to indicate that the driver was trying to stop.

The four workers on site managed to get out of the way of the vehicle and no injuries were sustained. The driver of the Captiva suffered a suspected broken nose from the air bag and was transported by ambulance to Julia Creek Hospital and then later transferred that afternoon to Mt Isa Hospital by the Royal Flying Doctors for a CT scan of the chest as a precautionary measure from the air bag being deployed. The Captiva sustained major damage to the front and the white landcruiser sustained minor damage including damage to radiator, bull bar, spot lights. Both vehicles were towed from site.

It is unclear at this stage why the driver did not continue around into the detour, as the site is set out in accordance with the MUTCD Part 3 and the signage is clear and not obstructed and can be seen when driving into the site, with the correct speed reductions and the speed being reduced to 40km/hr before the detour signage.

After the incident I spoke with Sam Brind the A/Station Officer, Julia Creek Ambulance as to determine whether the driver may have fallen asleep or blacked out while driving. Sam advises that the driver remembers travelling with his cruise control set on 100km/hr, going through the signage and hitting the car. For the driver to remember this, Sam advises that the driver was not asleep or blacked out.



Damage sustained to Captiva



Damage sustained to 'white' Landcruiser



White landcruiser was pushed back approx. 3 meters into silver landcruiser



Looking back towards where vehicle came through the site



McKinlay Shire Council Workplace Health and Safety Report September 2016

Summary

Injury Statistical Summary:

For the month of September, MSC has recorded a total of one injury including zero Lost Time Injuries (LTI's), zero Medical Treatment Injuries and zero First Aid injury. There were zero working days lost to injuries.

YTD, MSC has recorded 0 LTI's and 0 days lost due to workplace injuries compared to the same period last fiscal year which recorded 1 LTI's and 4 days lost.

Enforcement Summary:

There have been no prohibition and improvement notices issued by the Division of Workplace Health and Safety during September and YTD MSC has recorded zero improvement and prohibition Notices. There were zero notifiable events reported to the Division of Workplace Health and Safety.

Rehabilitation Summary:

Presently there are zero active Rehabilitation Cases with zero cases greater than 40 days

Safety Management System (SafePlan)

John Egan (JLT) has had a brief look at the evidence provided that was sent to him early December 2015. Our overall score is now sitting at 33.7% which has seen an increase of 3.1%. Our overall score in October 2015 was 30.6%. The WHS Committee has endorsed a further nine procedures at the July meeting. These procedures and other evidence collected since February will be forwarded to John Egan for another review of our system.

Safety Performance Matrix

	2015/16	Current Month	2016/17 YTD
Number of All Injuries	6	0	1
Number of LTI's (Lost Time Injuries)	1	0	0
Number of MTI's (Medical Treatment Injuries)	1	0	0
Number of FAI's (First Aid Injuries)	4	0	1
AIFR (All Injury Frequency Rate)	51.26	0	32.31
LTIFR (Lost Time Injury Frequency Rate)	8.54	0	0
MTIFR (Medical Treatment Injury Frequency Rate)	8.54	0	0
FAIFR (First Aid Injury Frequency Rate)	34.18	0	32.31
Severity Rate	34.18	0	0
Numbers of Days Lost	4	0	0

Safety Performance Summary

Incident Description

Date	Section	Incident Type	Description	Ref
13/9/16	Engineering	Incident	Cut power lead to grinder while repositioning it	0426
22/9/16	Engineering	Property Damage	Member of public drove through road closed signs and collided head on with work vehicle	1609

Rehabilitation Case Management Activity

New Cases	Closed Cases	Total Active Cases	Cases >5 Days	Cases >40 Days
0	0	0	0	0

Prohibition, Improvement or Electrical Notices

Date	Section	Type	Description
NIL			

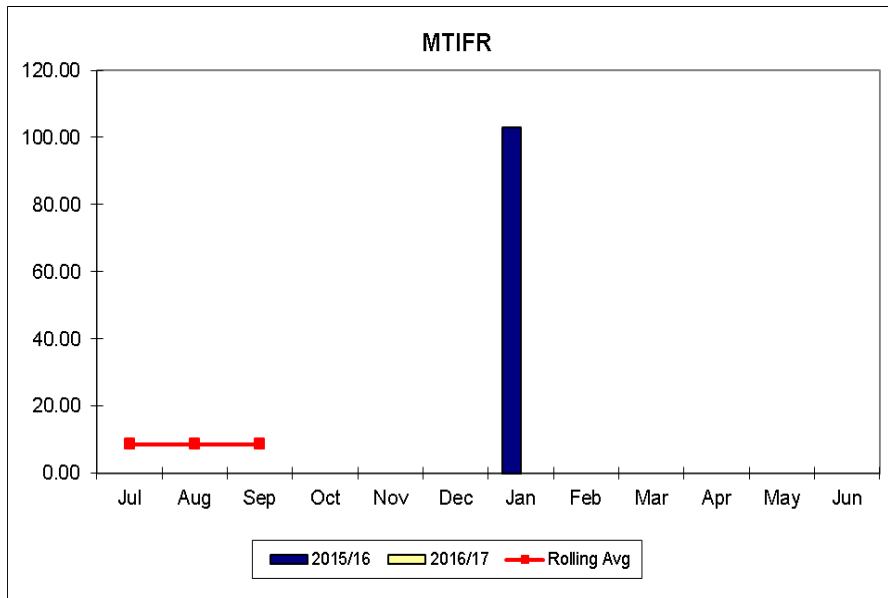
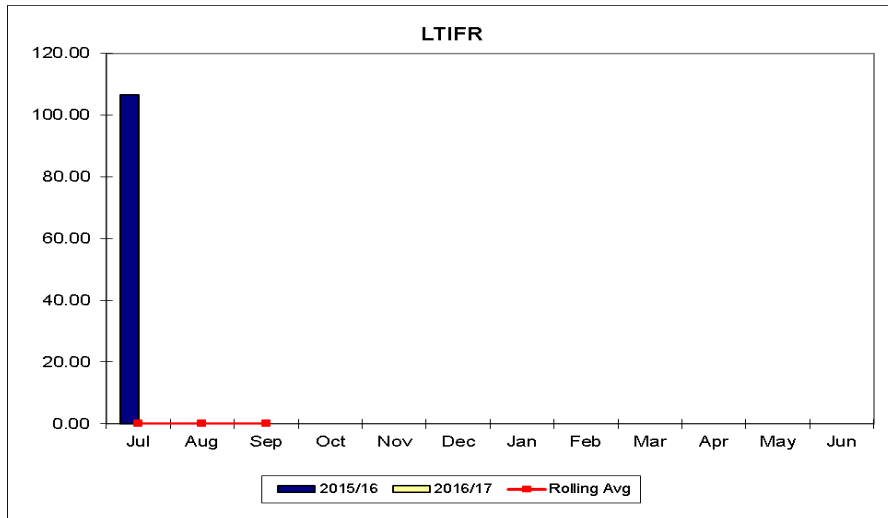
Notifiable Events (Incidents reported to WHSQ)

Date	Section	Description of Injury
NIL		

High Potential Incidents

Date	Section	Incident Type	Description	Ref
NIL				

FREQUENCY RATES



OBSERVATIONS

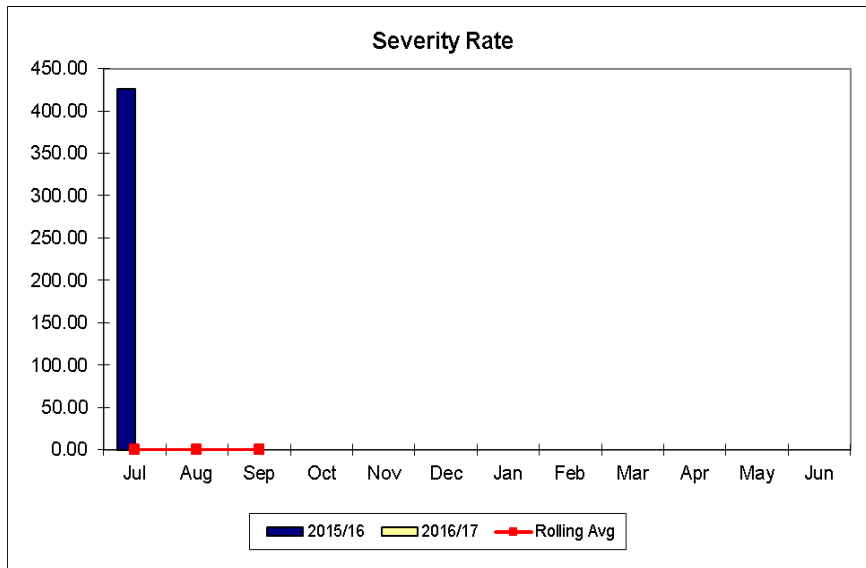
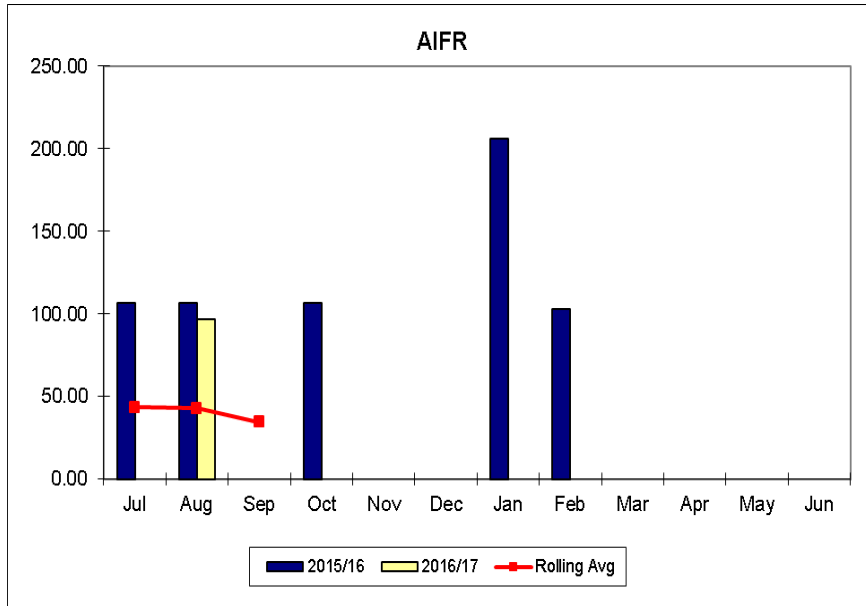
Lost time Injury Frequency Rate - LTIFR

- LTI – A work related injury and/or disease that results in the loss of one full shift or more.
- $LTIFR = \frac{\text{Number of LTI's} \times 1,000,000}{\text{Total Hours worked}}$
- The LTIFR for September 2016 was 0.00 and 0.00 for the 2016/17 year.
- The LTIFR for September 2015 was 0.00 and 8.54 for the 2015/16 year.

Medical Treatment Injuries Frequency Rate - MTIFR

- A MTI is a work related injury that requires treatment by a medical practitioner and is beyond the capabilities of a normal 1st Aid Officer.
- $MTIFR = \frac{\text{Number of MTI's} \times 1,000,000}{\text{Total Hours worked}}$
- The MITFR for September 2016 was 0.00 and 0.00 for the 2016/17 year.
- The MTIFR for September 2015 was 0.00 and 8.54 for the 2015/16 year.

FREQUENCY RATES (CON'T)



OBSERVATIONS

All Injuries Frequency Rate – AIFR (includes LTI's, MTI's & FAI's)

NB: FAI – A injury requiring first aid treatment only

- $AIFR = \frac{\text{Number of all injuries} \times 1,000,000}{\text{Total Hours worked}}$
- The AIFR for September 2016 was 0.00 and 32.31 for the 2016/17 year.
- The AIFR for September 2015 was 0.00 and 51.26 for the 2015/16 year.

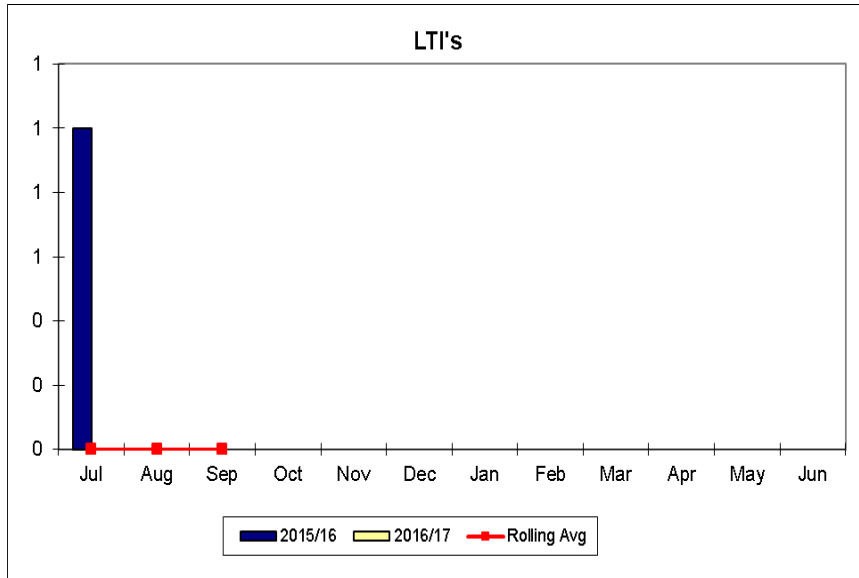
Severity Rate

- The severity rate is the measurement of severity (impact) of the total number of days lost due to LTI's.

- $Severity\ Rate = \frac{\text{Number of Days Lost} \times 1,000,000}{\text{Total Hours worked}}$

- The Severity Rate for September 2016 was 0.00 and 0.00 for the 2016/17 year
- The Severity Rate for September 2015 was 0.00 and 34.18 for the 2015/16 year

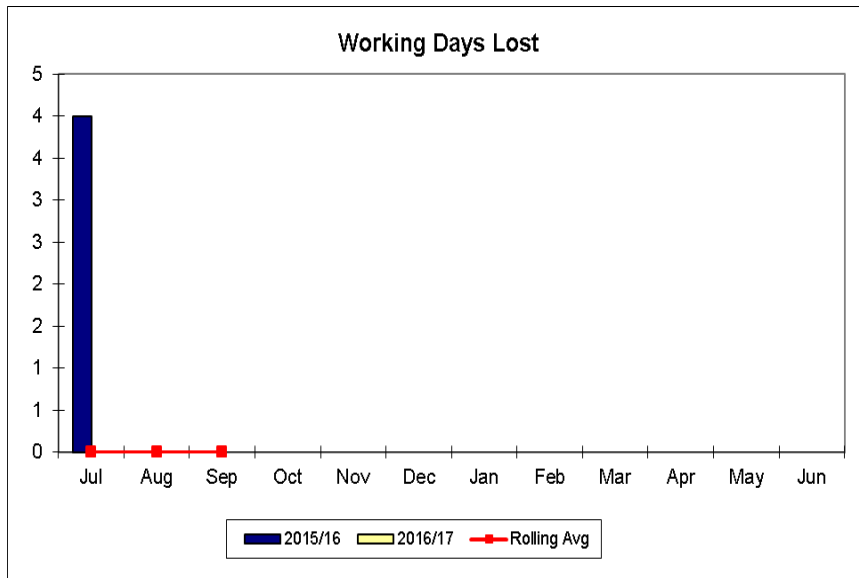
STATISTICS



OBSERVATIONS

Lost Time Injuries – LTI's

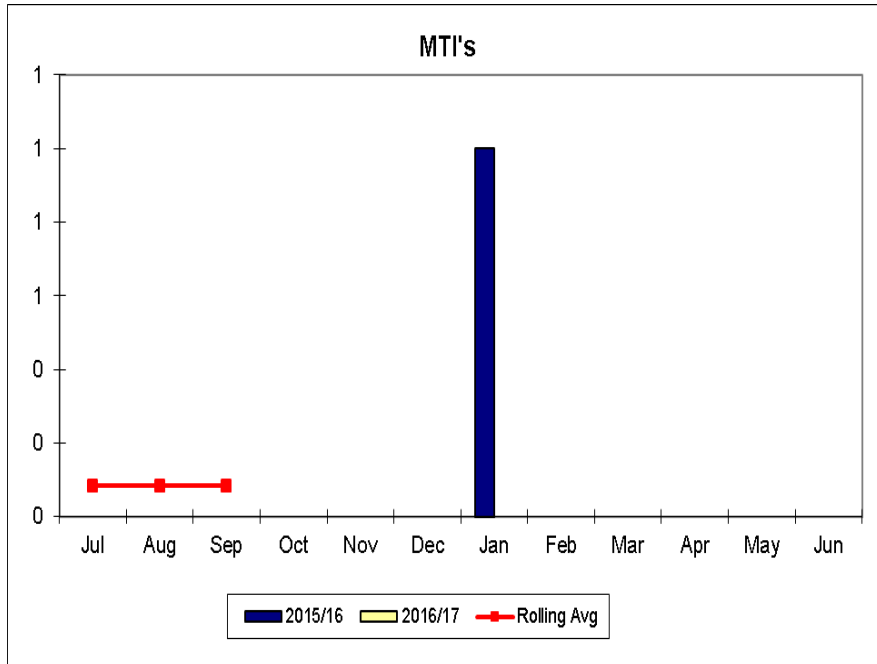
- There were 0 LTI's in September 2016, and 0 for the 2016/17 year.
- There were 0 LTI's recorded in September 2015 and 1 for the 2015/16 year.



Working Days Lost

- 0 working days were lost due to work-related injuries in September 2016, and 0 for the 2016/17 year.
- The total number of working days lost in September 2015 was 0, and 4 for the 2015/16 year.

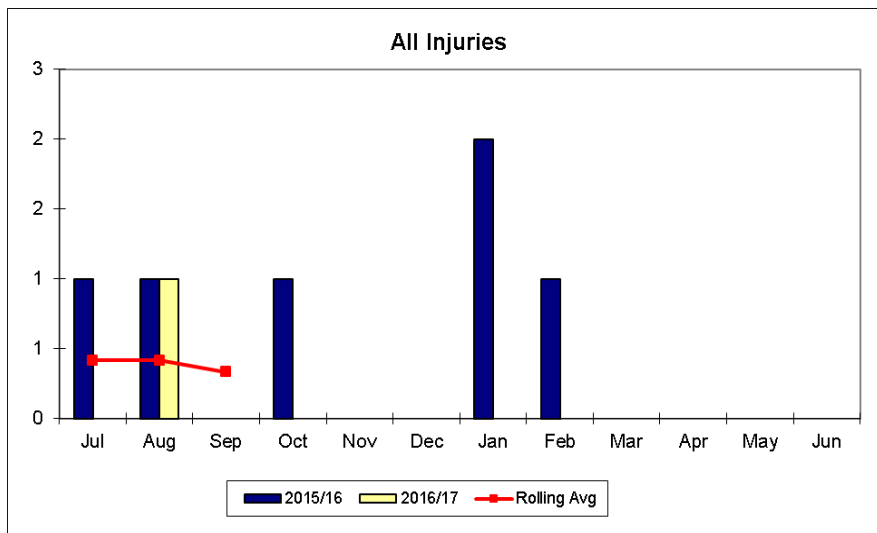
STATISTICS (CON'T)



OBSERVATIONS

Medical Treatment Injuries – MTI's

- There were 0 MTI's in September 2016, and 0 for the 2016/17 year.
- There were 0 MTI's in September 2015 and 1 for the 2015/16 year.



All Injuries (LTI's, MTI's & FAI's)

- There were a total of 0 injury in September 2016, and 1 for the 2016/17 year.
- There were a total of 0 injury in September 2015, and 6 for the 2015/16 year.

Monthly Safety Report

McKinlay Shire Council 2016/17

Statistic	Jul-16	Aug-16	Sep-16	Oct-16	Nov-16	Dec-16	Jan-17	Feb-17	Mar-17	Apr-17	May-17	Jun-17	Year
Number of All Injuries	0	1	0										1
Number of LTI's (Lost Time Injuries)	0	0	0										0
Number of MTI's (Medical Treatment Injuries)	0	0	0										0
Number of FAI's (First Aid Injuries)	0	1	0										1
AIFR (All Injury Frequency Rate)	0	96.92	0										32.31
LTIFR (Lost Time Injury Frequency Rate)	0	0	0										0
MTIFR (Medical Treatment Injury Frequency Rate)	0	0	0										0
FAIFR (First Aid Injury Frequency Rate)	0	96.92	0										32.31
Severity Rate	0	0	0										0
Days Lost	0	0	0										0
Property Damage Cases (PDC)	1	4	1										6
Prestart Meetings	149	176	156										481
Take 5 Training	81	92	79										252
Hazard Inspections Roadworks	2	2	6										10
Hazard Inspections	12	15	5										32

McKinlay Shire Council 2015/16

Statistic	Jul-15	Aug-15	Sep-15	Oct-15	Nov-15	Dec-15	Jan-16	Feb-16	Mar-16	Apr-16	May-16	Jun-16	Year
Number of All Injuries	1	1	0	1	0	0	2	1	0	0	0	0	6
Number of LTI's (Lost Time Injuries)	1	0	0	0	0	0	0	0	0	0	0	0	1
Number of MTI's (Medical Treatment Injuries)	0	0	0	0	0	0	1	0	0	0	0	0	1
Number of FAI's (First Aid Injuries)	0	1	0	1	0	0	1	1	0	0	0	0	4
AIFR (All Injury Frequency Rate)	106.4 5	106.4 5	0	106.4 5	0	0	206.1 4	103.0 7	0	0	0	0	51.26
LTIFR (Lost Time Injury Frequency Rate)	106.4 5	0	0	0	0	0	0	0	0	0	0	0	8.54
MTIFR (Medical Treatment Injury Frequency Rate)	0	0	0	0	0	0	103.0 7	0	0	0	0	0	8.54
FAIFR (First Aid Injury Frequency Rate)	0	106.4 5	0	106.4 5	0	0	103.0 7	103.0 7	0	0	0	0	34.18
Severity Rate	425.8 0	0	0	0	0	0	0	0	0	0	0	0	34.18
Days Lost	4	0	0	0	0	0	0	0	0	0	0	0	4
Property Damage Cases (PDC)	1	0	4	0	5	0	2	4	0	4	1	2	23
Prestart Meetings	67	59	130	149	152	109	115	152	134	178	203	177	1625
Take 5 Training	0	156	202	90	140	19	2	97	59	167	64	63	1059
Hazard Inspections Roadworks	4	3	5	3	3	1	0	2	1	4	2	5	33
Hazard Inspections	0	0	24	8	3	1	0	0	16	14	11	8	85

2016/17

Engineering Services

Statistic	Jul-16	Aug-16	Sep-16	Oct-16	Nov-16	Dec-16	Jan-17	Feb-17	Mar-17	Apr-17	May-17	Jun-17	Year
Number of All Injuries	0	0	0										0
Number of LTI's (Lost Time Injuries)	0	0	0										0
Number of MTI's (Medical Treatment Injuries)	0	0	0										0
Number of FAI's (First Aid Injuries)	0	0	0										0
AIFR (All Injury Frequency Rate)	0	0	0										0
LTIFR (Lost Time Injury Frequency Rate)	0	0	0										0
MTIFR (Medical Treatment Injury Frequency Rate)	0	0	0										0
FAIFR (First Aid Injury Frequency Rate)	0	0	0										0
Severity Rate	0	0	0										0
Numbers of Days Lost	0	0	0										0
Property Damage Cases (PDC)	1	4	1										6
Prestart Meetings	129	155	156										440
Take 5 Training	50	57	50										157
Hazard Inspections Roadworks	2	2	6										10
Hazard Inspections	4	1	0										5

Environment & Regulatory Services

Statistic	Jul-16	Aug-16	Sep-16	Oct-16	Nov-16	Dec-16	Jan-17	Feb-17	Mar-17	Apr-17	May-17	Jun-17	Year
Number of All Injuries	0	0	0										0
Number of LTI's (Lost Time Injuries)	0	0	0										0
Number of MTI's (Medical Treatment Injuries)	0	0	0										0
Number of FAI's (First Aid Injuries)	0	0	0										0
AIFR (All Injury Frequency Rate)	0	0	0										0
LTIFR (Lost Time Injury Frequency Rate)	0	0	0										0
MTIFR (Medical Treatment Injury Frequency Rate)	0	0	0										0
FAIFR (First Aid Injury Frequency Rate)	0	0	0										0
Severity Rate	0	0	0										0
Numbers of Days Lost	0	0	0										0
Property Damage Cases (PDC)	0	0	0										0
Prestart Meetings	20	21	0										41
Take 5 Training	12	8	2										22
Hazard Inspections Roadworks	0	0	0										0
Hazard Inspections	1	12	0										13

**Corporate and
Community Services**

Statistic	Jul-16	Aug-16	Sep-16	Oct-16	Nov-16	Dec-16	Jan-17	Feb-17	Mar-17	Apr-17	May-17	Jun-17	Year
Number of All Injuries	0	1	0										1
Number of LTI's (Lost Time Injuries)	0	0	0										0
Number of MTI's (Medical Treatment Injuries)	0	0	0										0
Number of FAI's (First Aid Injuries)	0	1	0										1
AIFR (All Injury Frequency Rate)	0	295.16	0										98.39
LTIFR (Lost Time Injury Frequency Rate)	0	0	0										0
MTIFR (Medical Treatment Injury Frequency Rate)	0	0	0										0
FAIFR (First Aid Injury Frequency Rate)	0	295.16	0										98.39
Severity Rate	0	0	0										0
Numbers of Days Lost	0	0	0										0
Property Damage Cases (PDC)	0	0	0										0
Prestart Meetings	0	0	0										0
Take 5 Training	19	27	27										73
Hazard Inspections Roadworks	0	0	0										0
Hazard Inspections	7	2	5										14

2015/16

Engineering Services

Statistic	Jul-15	Aug-15	Sep-15	Oct-15	Nov-15	Dec-15	Jan-16	Feb-16	Mar-16	Apr-16	May-16	Jun-16	Year
Number of All Injuries	1	1	0	1	0	0	2	1	0	0	0	0	6
Number of LTI's (Lost Time Injuries)	1	0	0	0	0	0	0	0	0	0	0	0	1
Number of MTI's (Medical Treatment Injuries)	0	0	0	0	0	0	1	0	0	0	0	0	1
Number of FAI's (First Aid Injuries)	0	1	0	1	0	0	1	1	0	0	0	0	4
AIFR (All Injury Frequency Rate)	180.38	180.38	0	180.38	0	0	360.75	180.38	0	0	0	0	86.97
LTIFR (Lost Time Injury Frequency Rate)	180.38	0	0	0	0	0	0	0	0	0	0	0	14.49
MTIFR (Medical Treatment Injury Frequency Rate)	0	0	0	0	0	0	180.38	0	0	0	0	0	14.49
FAIFR (First Aid Injury Frequency Rate)	0	180.38	0	180.38	0	0	180.38	180.38	0	0	0	0	57.98
Severity Rate	721.50	0	0	0	0	0	0	0	0	0	0	0	57.98
Numbers of Days Lost	4	0	0	0	0	0	0	0	0	0	0	0	4
Property Damage Cases (PDC)	1	0	4	0	4	0	2	3	0	2	1	2	19
Prestart Meetings	67	59	130	149	152	109	115	152	134	175	198	167	1607
Take 5 Training	0	88	110	54	74	15	0	42	24	97	34	41	579
Hazard Inspections Roadworks	4	3	5	3	3	1	0	2	1	4	2	5	33
Hazard Inspections	0	0	13	2	0	0	0	0	0	7	2	0	24

Environment & Regulatory Services

Statistic	Jul-15	Aug-15	Sep-15	Oct-15	Nov-15	Dec-15	Jan-16	Feb-16	Mar-16	Apr-16	May-16	Jun-16	Year
Number of All Injuries	0	0	0	0	0	0	0	0	0	0	0	0	0
Number of LTI's (Lost Time Injuries)	0	0	0	0	0	0	0	0	0	0	0	0	0
Number of MTI's (Medical Treatment Injuries)	0	0	0	0	0	0	0	0	0	0	0	0	0
Number of FAI's (First Aid Injuries)	0	0	0	0	0	0	0	0	0	0	0	0	0
AIFR (All Injury Frequency Rate)	0	0	0	0	0	0	0	0	0	0	0	0	0
LTIFR (Lost Time Injury Frequency Rate)	0	0	0	0	0	0	0	0	0	0	0	0	0
MTIFR (Medical Treatment Injury Frequency Rate)	0	0	0	0	0	0	0	0	0	0	0	0	0
FAIFR (First Aid Injury Frequency Rate)	0	0	0	0	0	0	0	0	0	0	0	0	0
Severity Rate	0	0	0	0	0	0	0	0	0	0	0	0	0
Numbers of Days Lost	0	0	0	0	0	0	0	0	0	0	0	0	0
Property Damage Cases (PDC)	0	0	0	0	1	0	0	0	0	0	0	0	1
Prestart Meetings	0	0	0	0	0	0	0	0	0	3	2	10	15
Take 5 Training	0	8	17	8	12	0	0	10	10	16	10	8	99
Hazard Inspections Roadworks	0	0	0	0	0	0	0	0	0	0	0	0	0
Hazard Inspections	0	0	0	5	3	1	0	0	6	5	2	3	25

**Corporate and
Community Services**

Statistic	Jul-15	Aug-15	Sep-15	Oct-15	Nov-15	Dec-15	Jan-16	Feb-16	Mar-16	Apr-16	May-16	Jun-16	Year
Number of All Injuries	0	0	0	0	0	0	0	0	0	0	0	0	0
Number of LTI's (Lost Time Injuries)	0	0	0	0	0	0	0	0	0	0	0	0	0
Number of MTI's (Medical Treatment Injuries)	0	0	0	0	0	0	0	0	0	0	0	0	0
Number of FAI's (First Aid Injuries)	0	0	0	0	0	0	0	0	0	0	0	0	0
AIFR (All Injury Frequency Rate)	0	0	0	0	0	0	0	0	0	0	0	0	0
LTIFR (Lost Time Injury Frequency Rate)	0	0	0	0	0	0	0	0	0	0	0	0	0
MTIFR (Medical Treatment Injury Frequency Rate)	0	0	0	0	0	0	0	0	0	0	0	0	0
FAIFR (First Aid Injury Frequency Rate)	0	0	0	0	0	0	0	0	0	0	0	0	0
Severity Rate	0	0	0	0	0	0	0	0	0	0	0	0	0
Numbers of Days Lost	0	0	0	0	0	0	0	0	0	0	0	0	0
Property Damage Cases (PDC)	0	0	0	0	0	0	0	1	0	2	0	0	3
Prestart Meetings	0	0	0	0	0	0	0	0	0	0	0	0	0
Take 5 Training	0	60	75	28	54	4	2	45	25	54	20	14	381
Hazard Inspections Roadworks	0	0	0	0	0	0	0	0	0	0	0	0	0
Hazard Inspections	0	0	11	1	0	0	0	0	10	2	7	5	36

11. MEDIA AND CORRESPONDENCE IN

12. MEMBERS BUSINESS

13. CLOSE

Late Agenda Items



Ordinary Council Meeting Friday 14 October 2016

Subject: Regional Aviation Access Program (RAAP)

Attachments:

Author: Director Engineering Services

Date: 14 October, 2016

Executive Summary:

Applications for funding for Remote Airstrip Upgrading (RAU) Funding close on 21 October 2016. The key objectives of the program are accessibility and safety of remote and isolated aerodromes. To meet eligibility for funding the aerodrome must meet one of the following requirements:

- Currently receives a RASS service
- Identified by RFDS or by operators providing similar aero-medical services as a priority location in need of an upgrade or repair to facilitate RFDS or similar operations

Recommendation:

That the RAU funding for the lighting and pavement upgrade at the Julia Creek aerodrome be applied for in the current round of funding.

Background:

Eligible RAU project activities include :

- Substantive repair, restoration and/or reconstruction of the airstrip
- Installation of runway and taxiway lighting

The current state of the runway pavement is a safety concern in particular following rain with the significant water ponding as shown on the attached photos. We have received communication from both RFDS and REX in relation to the current condition of the runway as support for an application for funding.

The budget estimate for lighting is \$50,000 (in current budget) and this has been highlighted by the last technical inspection of the aerodrome.

The estimate of cost for the pavement restoration including cement stabilization is \$2,291,091 (estimate attached). The funding conditions are 50/50 therefore Council's overall contribution would be \$1,170,545.5

The lighting work is included in this year's budget however the pavement work is not budgeted. One option is to include it in the 2017/18 budget as it is possible to have the works approved for RAU funding for the 2017/18 year.



Ordinary Council Meeting Friday 14 October 2016

Consultation: CEO

Legal Implications:

Policy Implications:

Financial and Resource Implications:

InfoXpert Document ID:



Figure 1 Ponding at west end (touch down area)



Figure 2 Ponding near centre of runway



Ordinary Council Meeting Friday 14 October 2016

McKinlay Shire Council

Total Project Value

Julia Creek Airport Pavement Reconstruction

Submission ID.

Local Government Area	McKinlay Shire	Shire No.	5107
Asset / Road Name	0	Road No.	
Chainage / Coordinates from	0 To 1.400	Distance	1.4
Site Number	1		

Please tick

Actuals Estimates

Work Item ID	Work Item Description	Unit	Quantity	Brought Forward Rate	Value	% of Total
Direct Cost						
Construction						
MRS02 Oct 10						
PROVISION FOR TRAFFIC						
1201.01	Provision for Traffic (MRS02 Oct 10)	Lump sum	1.00	\$0.00	\$0.00	0%
1202.01	Traffic Management Plan(MRS02 Oct 10)	Lump sum	1.00	\$5,000.00	\$5,000.00	0%
MRS04 Apr 11						
EARTHWORKS						
3101.01	Clearing and Grubbing	m2	0.00	\$0.00	\$0.00	0%
3201.01	Road Excavation, All materials	m2	0.00	\$0.00	\$0.00	0%
	Culverts	Lump Sum	0.00	\$15,000.00	\$0.00	
MRS05 Apr 11						
UNBOUND PAVEMENT						
4152.01	Type 3.2 Unbound Pavement (150mm Subbase)(MRS05 Apr 11)	m3	0.00	\$25.01	\$0.00	0%
	Type 3.2 Unbound Pavement (200mm base course)(MRS05 Apr 11)	m3	8400.00	\$66.17	\$555,809.94	24%
MRS 07B Apr 11						
IN SITU STABILISED PAVEMENTS USING CEMENT OR CEMENTITIOUS BLENDS						
4210.01	Pulverisation prior to insitu stabilisation	m2	42000.00	\$3.00	\$126,000.00	5%
4211.01	In Situ Stabilisation using cement or cementitious blends (full width, sub base materials)	m2	42000.00	\$11.00	\$462,000.00	18%
4221.01	Supply of stabilising agent (description, location) (MRS07B Apr 11) 1.5% by mass	tonne	300.00	\$411.00	\$123,300.00	5%
4221.01	Water curing (location)	m2	42000.00	\$0.06	\$2,520.00	0%
MRS11 Oct 10						
SPRAYED BITUMINOUS SURFACING (EXCLUDING EMULSION)						
5102.01	Primerseal grade (AMC7), spray rate (1.7L/m2)(excluding supply of binder), [all areas]	m2	42000	\$5.44	\$228,277.00	10%
5103.02	Seal class (C170) spray rate (1.2L/m2)(including supply of binder) [all areas] (MRS11 Oct10)	m2	42000	\$4.50	\$188,797.00	8%
5107.02	Supply and addition of (Adhesion Agent)(Rate 0.3% for AMC7 and 0.6% for S0.3B) (MRS Oct 10)	Litre	0.00	\$7.62	\$0.00	0%
5108.02P	Supply and addition of (cutter oil)(Rate 3% binder), Provisional quantity if ordered (MRS Oct 10)	Litre	0.00	\$1.89	\$0.00	0%
5112.01	Spreading cover aggregate (10) [130 m2/m3] [all areas] (MRS11 Oct 10)	m3	323.00	\$203.66	\$65,782.18	3%
5112.02	Spreading cover aggregate (14) [90 m2/m3] [all areas] (MRS11 Oct 10)	m3	467.00	\$81.34	\$37,985.78	2%
5131.01	Transport of bituminous material supplied by principal (AMC07) from (Townsville) (MRS11 Oct 10)	litre	75600	\$0.11	\$8,316.00	0%
5131.02	Transport of bituminous material (S0.3B) from (Townsville) (MRS11 Oct 10)	litre	58800	\$0.11	\$6,468.00	0%
MRS14 Jun 09						
REMOVAL, DEMOLITION AND RE-ERECTION						
6101.01	Demolition of road furniture, as listed Clause 3 of Annexure MRTS14.1 (MRS14 Jun 09)	Lump sum	1	\$0.00	\$0.00	0%
6104.04	Removal and re-erection of road furniture as, listed in Clause 4 of Annexure MRTS14.1 (MRS14 Jun 09)	Lump sum	1	\$2,250.00	\$2,250.00	0%
GUIDANCE AND INFORMATION SYSTEMS						
6111.01	Road edge guide posts (MRS 14 Jun 09)	each	0	\$0.00	\$0.00	0%
MRS14A Jun 09						
GUIDANCE AND INFORMATION SYSTEMS						
	Supply erection and removal of project signs	Lump sum	1	\$9,825.50	\$9,825.50	0%
MRS22 Oct 10						
SUPPLY OF COVER AGGREGATE						
5011.01	Supply of cover aggregates (precoated) (10) mm nominal size (MRS22 Oct 10)	m3	323.00	\$110.00	\$35,530.00	2%
5011.01	Supply of cover aggregate (precoated) (14) mm nominal size (MRS22 Oct 10)	m3	467.00	\$90.00	\$42,030.00	2%
MRS28 Jun 09						
CONTRACTOR'S SITE FACILITIES AND CAMP						
1101.01	Contractor's site facilities	Lump sum	1	\$0.00	\$0.00	0%
1102.01	Contractor's camp	Lump sum	1	\$0.00	\$0.00	0%
MRS45 Aug 12						
LINEMARKING						
6301.01	Spotting only for longitudinal lines	m	1	\$30,000.00	\$30,000.00	1%
MRS51Apr 11						
ENVIRONMENTAL MANAGEMENT						
1331.01	Develop Environmental Management Plan (construction) (MRS51 Apr 11)	Lump sum	1	\$0.00	\$0.00	0%
1332.01	Implement Environmental Management Plan (construction) (MRS51 Apr 11)	Lump sum	0	\$0.00	\$0.00	0%
1351.01	Cultural Heritage Management	Lump sum	0	\$0.00	\$0.00	0%
				\$0.00	\$0.00	0%
Sub Total Construction					\$1,887,891.40	82.4%
Principal Supplied Items						
5102.01	Supply Primerseal grade (AMC7), spray rate (1.8L/m2), [all areas]	litre	75600	\$3.00	\$226,800.00	10%
5103.01	Supply Seal, Class(PMB S0.3B), spray rate (1.4L/m2), [all areas]	litre	58,800	\$3.00	\$176,400.00	8%
		Lump Sum			\$0.00	0%
Sub Total Principal Supplied Items					\$403,200.00	17.60%
Total Direct Costs					\$2,291,091.40	100.0%
Indirect Cost						
Design						
		Lump Sum			\$0.00	0%
Sub Total Design					\$0.00	0.0%
Principal Management						
		Lump Sum	0	\$0.00	\$0.00	0%
Sub Total Principal Management					\$0.00	0%
Total Indirect Costs					\$0.00	0.0%
Total Direct Cost + Indirect Cost					\$2,291,091.40	100.00%
% Indirect:Direct Costs						0.00%
Risk / Contingency						
		Risk/Contingency			\$0.00	0.00%
					\$0.00	0.00%
Total Risk / Contingency					\$0.00	0.00%
Project Total:					\$2,291,091.40	100.00%



Ordinary Meeting of Council Tuesday 18th October 2016

Subject: McKinlay Land Purchase
Attachments: Attachment 1 – Letter of Offer from Department of Housing and Public Works
Attachment 2 – Aerial view of Lot 22
Author: Interim Director Environment and Regulatory Services
Date: 14 October 2016

Executive Summary:

Council have been given the opportunity to purchase Lot 22 on Crown Plan AL75 in McKinlay for a price of \$825.00. No strategic reasons have been identified for accepting the offer.

Recommendation:

It is recommended that: Council resolves to thank the Department of Housing and Public Works for the opportunity to purchase Lot 22 on Crown Plan AL75 but prefers to let the opportunity pass.

Background:

Correspondence (Attachment 1) has been received from the Department of Housing and Public Works giving Council the opportunity to purchase Lot 22 Middleton Street, McKinlay for the sum of \$825.00

Comments:

As the adjoining landholder Council is being given the opportunity to purchase this lot. It is a 2023m² block situated opposite our McKinlay depot. Lot 21 to the south is owned by Council. Lots 23 and 24 to the north are privately owned. Lots 31 and 34 to 36 located opposite are owned by Council.

Council has sufficient land in McKinlay for its, and the communities, needs. We can identify no strategic reasons for purchasing this lot.

Consultation: (internal/External)

Council briefing held on 4 October 2016

Legal Implications:

Nil

Policy Implications:

Nil

Financial and Resource Implications:

Purchase price has been set at \$825. Council would be liable for ongoing rates and charges.

Risk Management

No risks have been identified in choosing either course of action.

Options for Council to Consider

- a. Agree to purchase Lot 22 on Crown Plan AL75 for a price of \$825.00



Ordinary Meeting of Council Tuesday 18th October 2016

- b. Let the opportunity to purchase Lot 22 on Crown Plan AL75 pass.

InfoXpert Document ID:



Ordinary Meeting of Council Tuesday 18th October 2016

Subject: Lease – Nelia Common Area
Attachments: Doc ID 79144, Doc ID 54050, Doc ID 34922
Author: Interim Director Environment and Regulatory Services
Date: 14 October 2016

Executive Summary:

Trustee Lessees of the Nelia Common seek redress for losses purported to have been incurred as a result of perimeter fencing on the Common not being on property boundaries. They assert that 378.09ha is unusable and has been unusable since previous lease.

They seek waiver of rent (or as they call it, an offset for overpayment) in the amount of approximately \$15,000.

Recommendation:

- A. That Council: In regard to the Trustee Lessees request for redress for “overpaid” rent on the area known as Nelia Common, Council agrees to Trustee Lessees request and agrees to waive rent for the remaining term of the lease effective from 1/10/2016.

NOTE: At expiry of the current lease Council will need to determine what action it takes in regard to the fencing issue and the amount of “usable” land.

Background:

On 8/11/2013 the attached Lease document was executed between Council and J.G. Fels and S.D.Royes over 3 Lots comprising the Nelia Common Area. The Trustee Lessees wrote to Council on 18 September 2016 in regard to external fencing. They maintain that there are three areas which do not, and have not, contain(ed) fencing which falls within the description of perimeter fencing. As a consequence they assert that an area of 378.09ha is, and has been unusable since the previous lease document was executed. They now seek redress in the form of rent waiver for the remaining term of the lease.

It seems that the previous lease was executed on 1/10/2006 for a term of 5 years at an initial rent of \$9672 per annum adjusted annually for CPI. It expired on 30/9/2011 and the new lease did not commence until 1/9/2013. For some reason, which we have not investigated, payments did not commence until March 2008 and have continued unceasingly since then.

The amount claimed in the attached letter has been verified from our finance records and is the amount paid since March 2008.

The mapped unfenced area has been checked internally with Council’s Ranger and areas verified.

Comments:

Clause 23.1(g) of the Lease Schedule reads:

The Trustee Lessee must fence the premises, and maintain and repair fencing, in accordance with the requirements of the Land Management Plan.

A Land Management Plan is attached to the executed lease document.



Section 4 of the LMP reads:

4. EXISTING DESCRIPTION OF THE RESERVE

Condition/Repairs – Perimeter fencing of the combined three reserves is intact and in fair condition. All internal is opened up.

External cattle proof fencing where same does not already exist is to be erected. Where the proposed trustee lease area is offered with existing fencing, it will be offered in an “as is” condition and all necessary compliance works to be carried out by the trustee lessee.

7. GOALS OF THE LAND MANAGEMENT PLAN

Goal Statement – Maintain the integrity of the perimeter fencing

Relevant Actions – Maintain all fencing in a manor (sic) which prevents stock from entering or exiting the reserve unassisted.

Completed by (date) – Every six months from the commencement of the lease.

9. MONITORING AND REVISION

Stock Proof Fencing – 6 monthly inspections attended by representatives from both the trustee and trustee lessee and if unsatisfactory, notice served to trustee lessee.

At this stage Interim DERS has not sought legal advice from Preston Law. However it is noted that, prior to execution of the lease document by the Trustee Lessees, it would have been incumbent on them to exercise due diligence to ensure that representations made by the Trustee in the Land Management Plan were accurate. That would include confirming that perimeter boundaries were fenced and fencing was of the standard stated in the Land Management Plan.

This matter has been discussed with Council at its briefing meeting held on 4 October 2016.

Consultation: (internal/External)

Council, CEO, Council Ranger

Legal Implications:

Lease document dated 8/11/2013.

Policy Implications:

Nil

Financial and Resource Implications:

Should Council agree to the request an amount of approximately \$15,000 will be foregone based on a reduced lease rental of \$711.28 pm. At the higher rate for the total area the amount would be approximately \$23,000. The Trustee Lessees contend that they have overpaid an amount of \$30,439.13 since 2008 for unusable land.

Risk Management

No legal advice has been sought and our solicitors may have a different view to that recommended.



Ordinary Meeting of Council Tuesday 18th October 2016

Our written response will need to be clear that there is no guarantee of continued tenure beyond August 2018 and that Council will review its position in regard to fencing of the parcels prior to proceeding with any future tenders.

Options for Council to Consider

- B. Agree to Trustee Lessees request and waive rent for the remaining term of the lease.
- C. Not agree to Trustee Lessees request and require compliance with the terms and conditions of the lease for the remaining term.
- D. Defer decision until legal advice has been obtained and advise Trustee Lessees of same.

InfoXpert Document ID:



Ordinary Meeting of Council Friday 14th October 2016

Subject: Drought Relief Funding 2016
Attachments:
Author: Director Corporate and Community Services
Date: 10 October 2016

Executive Summary:

Council were allocated \$130,000 in drought relief funding from the Department of Communities, Child Safety & Disability Services which is to be expended by 30 November 2016.

Recommendation:

That Council allocate the drought relief funding provided from the Department of Communities, Child Safety & Disability Services to events and initiatives listed below provided the funds are expended in accordance with the guidelines with the funding program and that 2015 funds are acquitted, and give the Chief Executive Officer the discretion to allocate the remainder of funds at his discretion.

Kynuna Christmas Tree	\$200
Roaring Twenties	\$2,500
Swim Club Squad Event, Carnival	\$2,500
Community Event Equipment	\$4,000
Hall Opening	\$5,000
McKinlay Shire Christmas Tree (additional)	\$8,000
McKinlay Shire Cultural Association	\$5,000
Nelia QCWA Dinner	\$2,000
Childcare Ball	\$5,000
School Holiday Program	\$5,000
Library Summer Program	\$2,000
CEO Discretion	\$15,930.40
	\$57,130.40

Background:

At the November 2015 Ordinary Meeting of Council, Council allocated the funding as per the below table. Note reallocations approved after this meeting have been included.

EVENT	AMOUNT
<i>Dirt N Dust Festival</i>	\$5,000
<i>Saxby Round -Up</i>	\$5,000
<i>Julia Creek Campdraft</i>	\$5,000
<i>Sedan Dip sports and Recreation, Races, Rodeo and Campdraft</i>	\$5,000
<i>Julia Creek Turf Club Annual races</i>	\$5,000
<i>CSA Town V's Country</i>	\$5,294*
<i>McKinlay Races</i>	\$5,000



Ordinary Meeting of Council Friday 14th October 2016

<i>McKinlay Shire Cultural Association - Cultural Capers</i>	<i>\$5,000</i>
<i>McKinlay Shire Annual Challenge (CSA)</i>	<i>\$5,000**</i>
<i>Julia Creek Pony Club Gymkhana</i>	<i>\$3,500</i>
<i>North West Pony Club camp</i>	<i>\$3,500</i>
<i>McKissa athletics</i>	<i>\$1,575.60</i>
<i>Julia Creek Mini School</i>	<i>\$2,000</i>
<i>McKinlay Shire Community Christmas Tree</i>	<i>\$5,000</i>
<i>Local Buy Campaign</i>	<i>\$10,000</i>
<i>Flexible Financial Hardship Fund</i>	<i>\$10,000</i>
<i>McKinlay & Nelia Xmas Tree presents</i>	<i>\$2,000</i>
<i>Get Back in the Saddle</i>	<i>\$5,000</i>
<i>School holiday activities</i>	<i>\$5,000</i>
<i>Women's Day</i>	<i>\$5,000</i>
<i>Unallocated</i>	<i>\$26,000</i>
<i>Total</i>	<i>\$123,869.60</i>

To date the following allocations have not been expended and need to be consider for reallocation.

<i>McKinlay Shire Cultural Association</i>	<i>\$5,000</i>
<i>Local Buy Campaign</i>	<i>\$10,000</i>
<i>Flexible Financial Hardship</i>	<i>\$10,000</i>
<i>Unallocated</i>	<i>\$32,130.40</i>
<i>Total</i>	<i>\$57,130.40</i>

The Flexible Financial Hardship fund was set up with guidelines and was to be administered by Blazeaid. Unfortunately the funds were not utilised.

Suggested initiatives that could be funded by the remaining funds include:

- Kynuna Christmas Tree \$200
- Roaring Twenties event support \$2,000
- Swim Club Squad Training \$2,000
- Hessian Barricades to support events \$4,000
- Hall Opening \$5,000
- Ball \$5,000
- Library Summer Program \$2,000
- School Packs \$4,000
- Christmas Tree (actual tree) \$600
- Grandstand for pool \$15,000



Ordinary Meeting of Council Friday 14th October 2016
\$5,000

- McIntyre Park entrance

The guidelines for the 2016 program are similar for community events but introduce a flexible hardship fund:

- *coordinate the distribution of funds to local community organisations in drought declared communities who will provide the delivery of a range of local community events and activities that contribute to connectedness, social well-being and increase access to support services;*
- *facilitate a Flexible Financial Hardship Fund by brokering to one or more community based organisations such as Lions, Rotary, Zonta, neighbourhood centres etc. that have the governance and capacity to manage the needs assessment and accountable distribution of financial assistance to community members most adversely affected in drought declared communities within the local government catchment. * A maximum of \$30,000 can be administered for this category.*

Consultation:

Community Services Team Leader, Sport & Recreation Officer.

Legal Implications:

Nil

Policy Implications:

Nil

Financial and Resource Implications:

Council received \$130,000 ex GST to be expended by 30 November 2016.

InfoXpert Document ID: